

MONROE COLLEGE
CAREER SERVICES



CLASS OF 2017

*Undergraduate and Graduate
Outcome Report*

*Prepared:
June 2018*

TABLE OF CONTENTS

CAREER SERVICES

MONROE COLLEGE OVERALL REPORT HIGHLIGHTS	2-6
Class Notables	2
2017 vs 2016 Snapshot.....	3
Table of Contents.....	4
Overall Highlights	5-6
SCHOOL OF NURSING	7-11
Nursing Overall Report Highlights	8
Certificate in Practical Nursing (LPN)	9
AAS in Nursing.....	10
BS in Nursing	11
SCHOOL OF ALLIED HEALTH	12-18
Allied Health Overall Report Highlights	13
AAS in Medical Assisting.....	14
AAS in Medical Administration.....	15
AAS in Pharmacy Technician	16
BBA in Health Services Administration	17
BS in Public Health	18
SCHOOL OF BUSINESS AND ACCOUNTING	19-27
School of Business and Accounting Overall Report Highlights.....	20
AAS in Accounting	21
BBA in Accounting	22
BBA in Public Accounting.....	23
Certificate in Business Administration.....	24
AAS in Business Administration	25
BBA in Business Management	26
AAS in Sports Management	27
SCHOOL OF CRIMINAL JUSTICE.....	28-33
School of Criminal Justice Overall Report Highlights	29
AS in Criminal Justice	30
BS in Criminal Justice	31
AS in Human Services	32
BS in Human Services	33
SCHOOL OF EDUCATION	34-35
School of Education Overall Report Highlights	35
SCHOOL OF HOSPITALITY MANAGEMENT AND CULINARY ARTS	36-41
School of Hospitality Management and Culinary Arts Overall Report Highlights	37
AAS in Culinary Arts.....	38
AAS in Baking and Pastry Arts	39
AAS in Hospitality Management	40
BBA in Hospitality Management	41
SCHOOL OF INFORMATION TECHNOLOGY	42-45
School of Information Technology Overall Report Highlights	43
AAS/AS in Information Technology/Computer Information Systems	44
BBA/BS in Information Technology/Computer Information Systems	45
KING GRADUATE SCHOOL	46-53
King Graduate School Overall Report Highlights	47
Master's in Business Administration	48
Master's in Accounting	49
Master's of Criminal Justice.....	50
Master's of Public Health.....	51
Master's in Executive Leadership in Hospitality Management.....	52
Master's in Computer Science.....	53

Class of 2017 Notables:

- The 2017 overall Outcome Rate increased to **96%**, up 2% from the previous year's Outcome Rate of 94%
- The 2017 overall Working in-Field rate increased to **60%**, up 5% from the previous year's rate of 57%
- The 2017 overall Unemployed and Seeking rate decreased to **3%** from the previous year's rate of 6%
- The Unemployed and Seeking rate for the BBA in Accounting major decreased to **4%** from the previous year's 14%
- The Outcome Rate for the BS in Information Technology/CIS majors increased to **90%**, up 16% from the previous year's 76%

OVERALL CLASS STATISTICS	2017	2016	2015	2014	2013
Overall Class Size	2609	2515	2737	2638	2579
Outcome Rate	96%	94%	95%	94%	91%
Unemployed & Seeking	3%	6%	5%	6%	9%
Working In-Field	60%	57%	48%	52%	42%
Sample Size	90%	91%	88%	85%	89%
Mean Salary	\$41,020	\$42,207	\$36,982	\$33,778	\$36,982

2017 vs 2016 Snapshot (FL16/WN17/SP17)

MAJOR	GRAD CLASS	GRAD CLASS	OUTCOME RATE	OUTCOME RATE	SAMPLE SIZE	SAMPLE SIZE	WORKING IN FIELD	WORKING IN FIELD	UNEMP & SEEKING	UNEMP & SEEKING	UNAVAIL ABLE	UNAVAIL ABLE	MEAN SALARY	MEAN SALARY
	2017	2016	2017	2016	2017	2016	2017	2016	2017	2016	2017	2016	2017	2016
Class of 2017 Overall	2609	2515	96%	94%	90%	91%	60%	57%	3%	6%	18%	11%	\$41,020	\$ 42,207
Associate degree	1101	1175	98%	97%	90%	91%	43%	42%	2%	3%	7%	4%	\$35,088	\$ 33,630
Bachelor's degree	1073	1119	93%	89%	88%	92%	63%	62%	6%	10%	12%	11%	\$39,812	\$ 37,425
Master's degree	435	221	99%	97%	91%	90%	88%	88%	1%	2%	63%	44%	\$52,640	\$ 51,066
School of Nursing Overall	75	92	100%	99%	85%	87%	88%	96%	0%	1%	2%	1%	\$68,680	\$ 73,788
Certificate in Practical Nursing (LPN)	35	36	100%	97%	94%	92%	100%	0%	0%	3%	0%	3%	\$0	\$0
AAS in Nursing	30	41	100%	100%	80%	85%	88%	93%	0%	0%	0%	0%	\$66,451	\$67,518
BS in Nursing	10	15	100%	100%	70%	80%	83%	100%	0%	0%	14%	0%	\$71,800	\$86,328
School of Allied Health Overall	457	546	96%	92%	94%	90%	60%	61%	3%	8%	5%	3%	\$36,879	\$35,655
AAS in Medical Assisting	85	87	96%	95%	94%	90%	47%	56%	4%	5%	11%	3%	\$26,828	\$23,994
AAS in Medical Admin	111	147	100%	99%	91%	93%	51%	58%	0%	1%	1%	2%	\$34,329	\$36,408
AAS in Pharmacy Technician	7	11	100%	50%	86%	73%	0%	75%	0%	50%	33%	0%	\$0	\$30,485
BBA in Health Services Admin	171	200	94%	89%	95%	92%	72%	65%	6%	11%	4%	4%	\$47,872	\$37,404
BS in Public Health	83	101	97%	90%	95%	85%	50%	59%	3%	9%	3%	5%	\$35,688	\$37,669
School of Business and Accounting Overall	608	551	98%	94%	88%	91%	58%	66%	2%	5%	14%	14%	\$41,730	\$37,801
AAS in Accounting	56	50	100%	100%	88%	90%	10%	17%	0%	0%	10%	2%	\$32,924	\$27,835
BBA in Accounting	79	93	95%	84%	85%	92%	68%	58%	4%	14%	7%	14%	\$38,643	\$37,038
BBA in Public Accounting	3	15	100%	90%	100%	93%	100%	100%	0%	7%	0%	29%	\$60,000	\$40,300
Certificate in Business Admin	6	2	0%	0%	100%	100%	0%	0%	0%	0%	100%	100%	\$0	\$0
AAS in Business Admin	248	188	99%	99%	89%	88%	53%	54%	1%	1%	12%	10%	\$39,666	\$33,302
BBA in Bus Management	211	201	96%	94%	86%	95%	64%	75%	3%	5%	16%	18%	\$43,866	\$40,160
AAS in Sports Management	1	0	100%	0%	100%	0%	0%	0%	0%	0%	0%	0%	\$0	\$0
School of Criminal Justice Overall	569	628	93%	94%	86%	92%	41%	31%	7%	6%	3%	3%	\$36,151	\$32,982
AS in Criminal Justice	257	371	96%	97%	89%	92%	29%	19%	3%	3%	1%	2%	\$35,824	\$31,170
BS in Criminal Justice	255	256	88%	89%	82%	93%	46%	42%	11%	11%	6%	4%	\$36,389	\$34,164
AS in Human Services	46	1	100%	100%	96%	100%	46%	100%	0%	0%	0%	0%	\$35,399	\$24,580
BS in Human Services	11	0	67%	0%	82%	0%	67%	0%	33%	0%	0%	0%	\$35,440	\$0
School of Education Overall	29	22	92%	100%	90%	100%	92%	100%	8%	0%	0%	14%	\$40,165	\$39,023
BS in Early Childhood Education	29	22	92%	100%	90%	100%	92%	100%	8%	0%	0%	14%	\$40,165	\$39,023
School of Hospitality & Culinary Arts Overall	267	282	97%	94%	91%	94%	61%	61%	2%	5%	20%	12%	\$30,898	\$31,066
AAS in Culinary Arts	67	79	100%	97%	88%	94%	57%	63%	0%	3%	10%	15%	\$22,772	\$31,298
AAS in Baking & Pastry Arts	35	22	100%	100%	97%	100%	45%	44%	0%	0%	6%	0%	\$27,733	\$26,000
AAS in Hospitality Management	41	55	97%	90%	90%	96%	75%	53%	3%	4%	14%	2%	\$29,606	\$29,490
BBA in Hospitality Management	124	126	95%	92%	90%	93%	69%	64%	4%	7%	32%	17%	\$32,917	\$31,747
School of Information Technology Overall	169	173	94%	88%	93%	89%	55%	46%	5%	10%	13%	14%	\$43,535	\$40,125
AS/AAS in Info Technology/CIS	72	85	99%	99%	93%	87%	17%	22%	1%	1%	0%	5%	\$30,263	\$39,044
BS/BBA in Info Technology/CIS	97	88	90%	76%	93%	91%	70%	67%	8%	19%	22%	23%	\$46,294	\$40,820
King Graduate School Overall	435	221	99%	97%	91%	90%	88%	88%	1%	2%	63%	44%	\$52,640	\$51,066
Master of Business Admin	286	174	99%	97%	92%	91%	90%	91%	0%	1%	65%	52%	\$52,505	\$53,708
Master of Accounting	5	0	100%	0%	80%	0%	100%	0%	0%	0%	0%	0%	\$56,333	\$0
Master of Criminal Justice	33	45	96%	97%	82%	84%	78%	81%	4%	3%	7%	13%	\$49,933	\$44,941
Master of Public Health	40	2	100%	100%	90%	100%	90%	100%	0%	0%	36%	50%	\$53,644	\$0
Master of Exec. Leadership in Hosp. Mgt.	5	0	100%	0%	80%	0%	100%	0%	0%	0%	0%	0%	\$57,666	\$0
Master of Computer Science	66	0	100%	0%	97%	0%	100%	0%	0%	0%	97%	0%	\$55,500	\$0

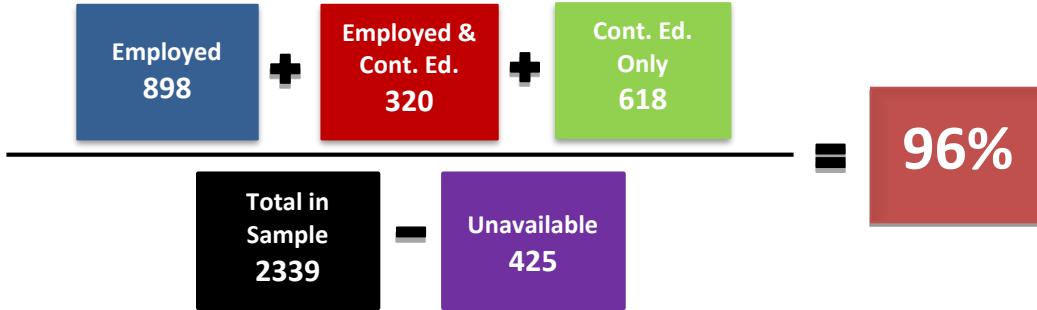


OVERALL REPORT HIGHLIGHTS

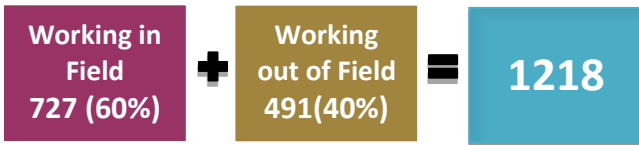
Overall Report Highlights

The total number of graduates for the Class of 2017 is 2609. Data was collected on 90% of the class (sample size 2339).

OFFICIAL OUTCOME RATE



Employment Breakdown

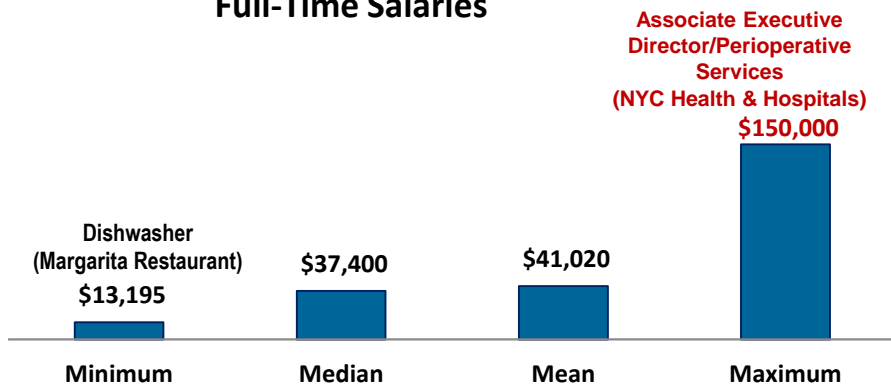


Unavailable Breakdown



Categories	Associate		Bachelor's		Master's		Total	
	#	%	#	%	#	%	#	%
Sample Size	90%		88%		91%		90%	
Employed	157	16%	607	64%	134	34%	898	38%
Employed and Continuing Ed.	209	21%	106	11%	5	1%	320	14%
Continuing Education	549	55%	61	6%	8	2%	618	26%
Unavailable	65	7%	111	12%	249	63%	425	18%
Unemployed and Seeking	15	2%	61	6%	2	1%	78	3%
Total in Sample	995		946		398		2339	
Total in Class	1101		1073		435		2609	
Official Outcome Rate	98%		93%		99%		96%	

Full-Time Salaries





SCHOOL OF NURSING

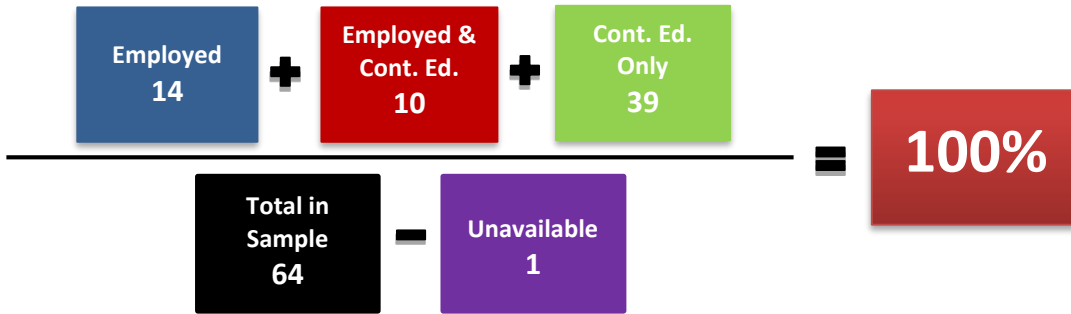


SCHOOL OF NURSING

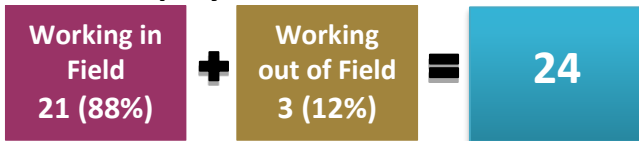
Overall Report Highlights

The total number of graduates in the Nursing majors is 75. Data was collected on 85% of the class (sample size 64).

OFFICIAL OUTCOME RATE



Employment Breakdown

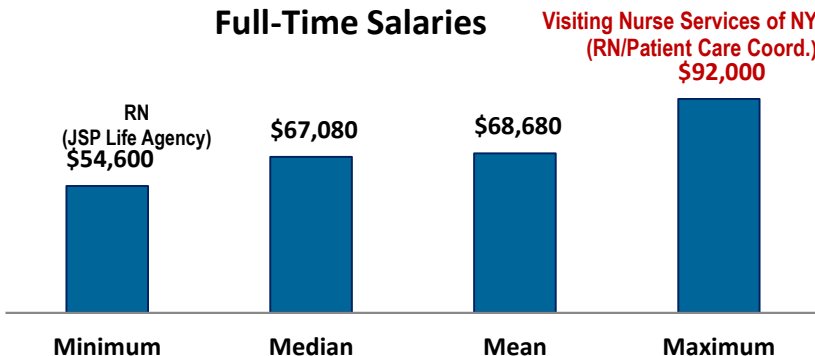


Unavailable Breakdown



Categories	College-Wide	
	#	%
Sample Size	85%	
Employed	14	22%
Employed & Continuing Ed	10	16%
Continuing Education Only	39	61%
Unavailable	1	2%
Unemployed and Seeking	0	0%
Total in Sample	64	
Total in Class	75	
Official Outcome Rate	100%	

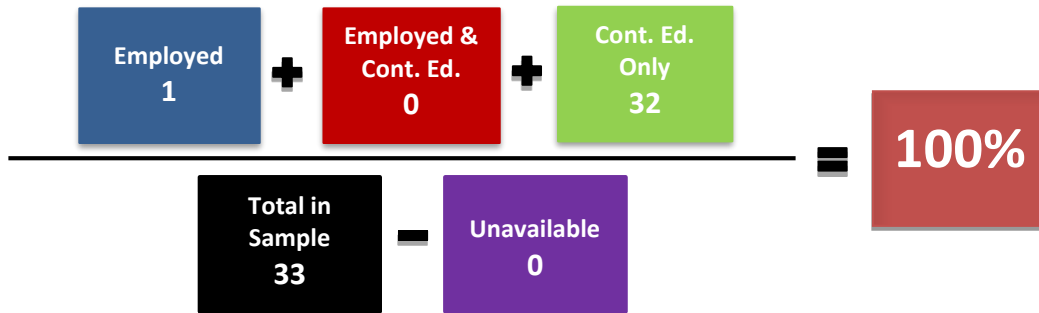
Full-Time Salaries



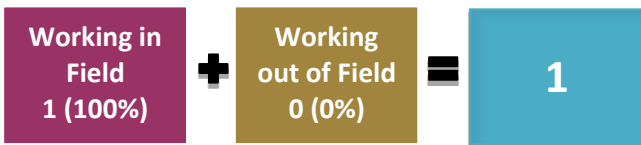
Certificate in Practical Nursing

The total number of graduates in Certificate in Practical Nursing major is 35. Data was collected on 94% of the class (sample size 33).

OFFICIAL OUTCOME RATE



Employment Breakdown



Unavailable Breakdown



Categories	College-Wide	
	#	%
Sample Size	94%	
Employed	1	3%
Employed & Continuing Ed	0	0%
Continuing Education Only	32	97%
Unavailable	0	0%
Unemployed and Seeking	0	0%
Total in Sample	33	
Total in Class	35	
Official Outcome Rate	100%	

*No full-time salaries reported

Occupations:
LPN

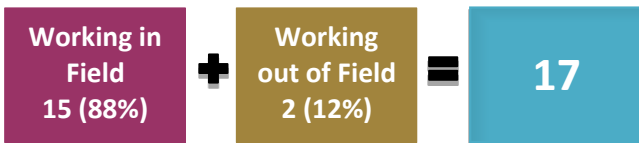
AAS in Nursing

The total number of graduates in the Associate in Nursing major is 30. Data was collected on 80% of the class (sample size 24).

OFFICIAL OUTCOME RATE



Employment Breakdown

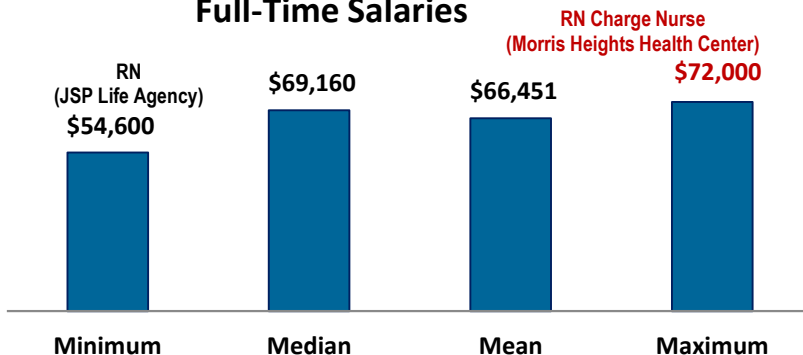


Unavailable Breakdown



Categories	College-Wide	
	#	%
Sample Size	80%	
Employed	8	33%
Employed & Continuing Ed	9	38%
Continuing Education Only	7	29%
Unavailable	0	0%
Unemployed and Seeking	0	0%
Total in Sample	24	
Total in Class	30	
Official Outcome Rate	100%	

Full-Time Salaries



Occupations:

- Certified Nursing Assistant
- Home Care Nurse
- Licensed Practical Nurse
- Registered Nurse
- RN Charge Nurse

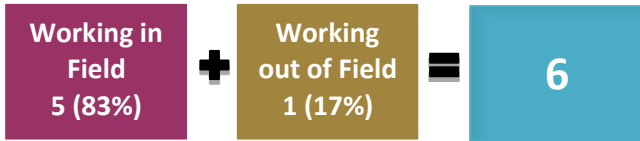
BS in Nursing

The total number of graduates in the Bachelor of Science in Nursing major is 10. Data was collected on 70% of the class (sample size 7).

OFFICIAL OUTCOME RATE



Employment Breakdown

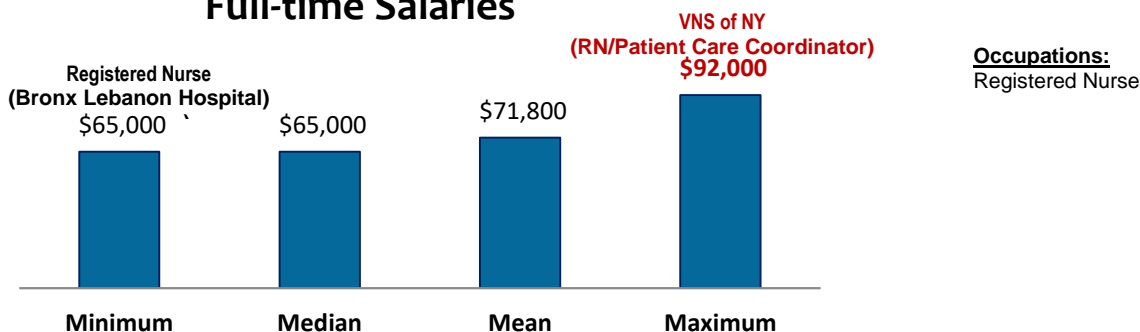


Unavailable Breakdown



Categories	College-Wide	
	#	%
Sample Size	70%	
Employed	5	71%
Employed & Continuing Ed	1	14%
Continuing Education Only	0	0%
Unavailable	1	14%
Unemployed and Seeking	0	0%
Total in Sample	7	
Total in Class	10	
Official Outcome Rate	100%	

Full-time Salaries





SCHOOL OF ALLIED HEALTH

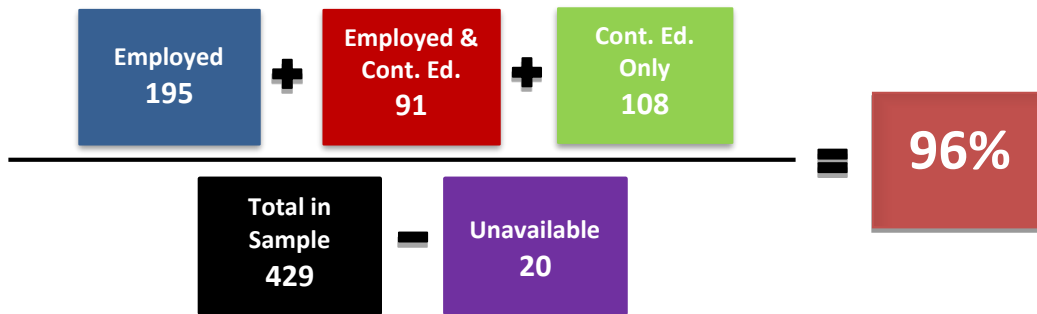


SCHOOL OF ALLIED HEALTH

Overall Report Highlights

The total number of graduates in the Allied Health majors is 457. Data was collected on 94% of the class (sample size 429).

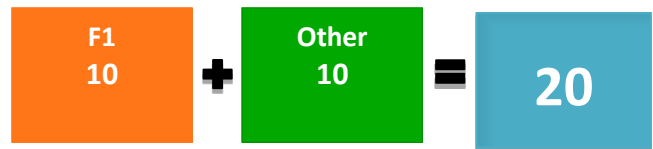
OFFICIAL OUTCOME RATE



Employment Breakdown

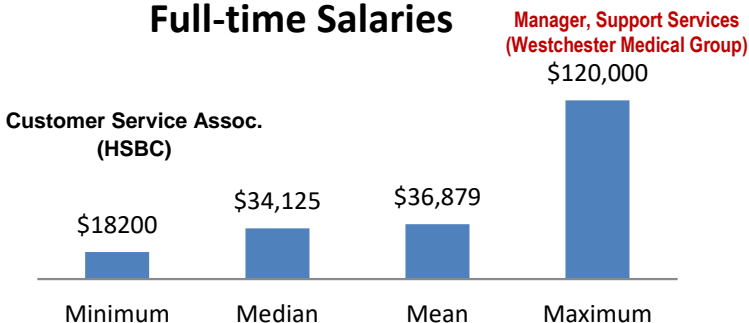


Unavailable Breakdown



Categories	Associate		Bachelor's		Total	
	#	%	#	%	#	%
Sample Size	92%		95%		94%	
Employed	42	22%	153	63%	195	45%
Employed and Continuing Ed.	43	23%	48	20%	91	21%
Continuing Education	87	47%	21	9%	108	25%
Unavailable	12	6%	8	3%	20	5%
Unemployed and Seeking	3	2%	12	5%	15	3%
Total In Sample	187		242		429	
Total In Class	203		254		457	
Official Outcome Rate	98%		95%		96%	

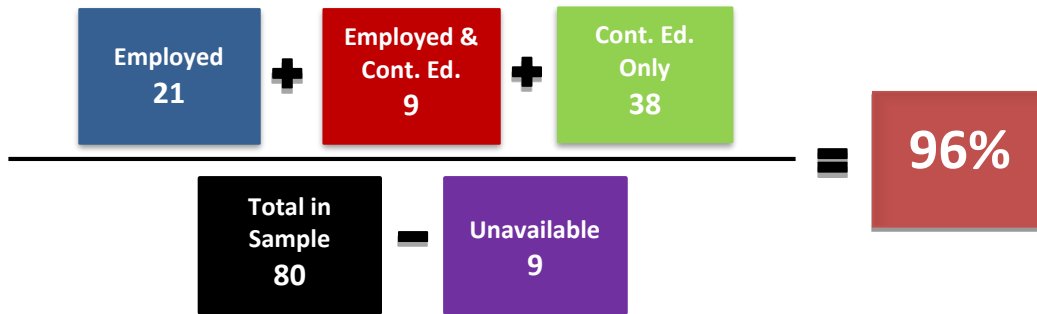
Full-time Salaries



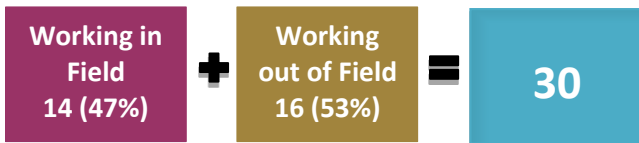
AAS in Medical Assisting

The total number of graduates in the Associate in Medical Assisting major is 85. Data was collected on 94% of the class (sample size 80).

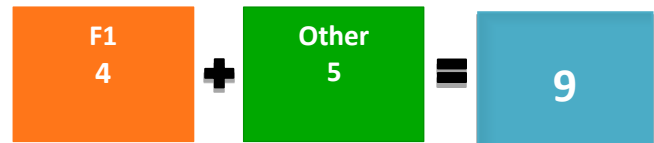
OFFICIAL OUTCOME RATE



Employment Breakdown

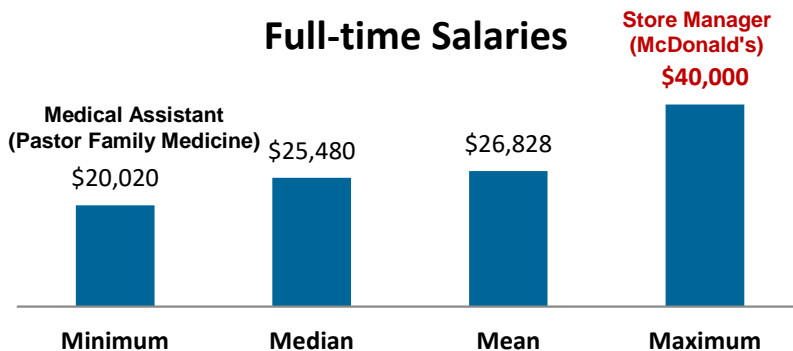


Unavailable Breakdown



Categories	Bronx		New Rochelle		Total	
	#	%	#	%	#	%
Sample Size	91%		100%		94%	
Employed	16	33%	5	16%	21	26%
Employed and Continuing Ed.	7	15%	2	6%	9	11%
Continuing Education	20	42%	18	56%	38	48%
Unavailable	4	8%	5	16%	9	11%
Unemployed and Seeking	1	2%	2	6%	3	4%
Total In Sample	48		32		80	
Total In Class	53		32		85	
Official Outcome Rate	98%		93%		96%	

Full-time Salaries



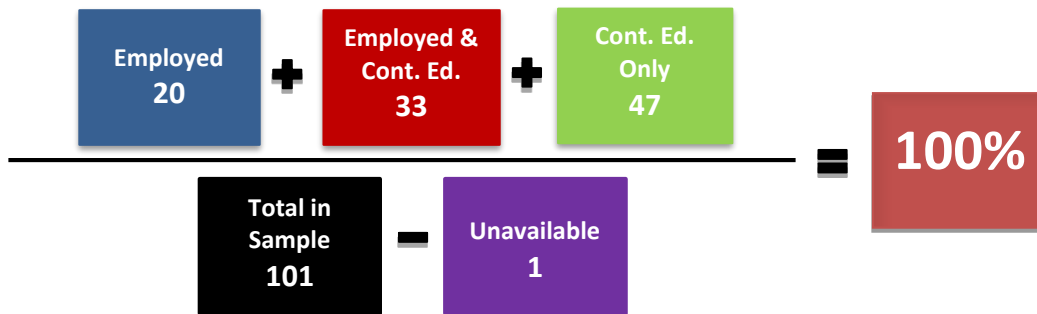
Occupations:

Certified Nursing Assistant
 Direct Support Professional
 Home Health Aide
 Medical Assistant

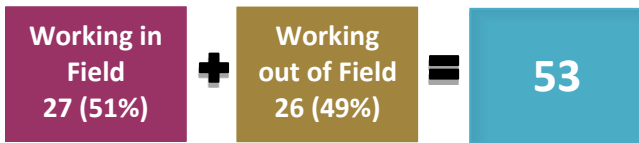
AAS in Medical Administration

The total number of graduates in the Associate in Medical Administration major is 111 Data was collected on 91% of the class (sample size 101).

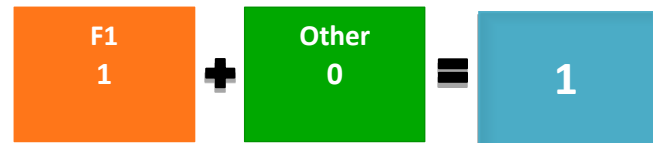
OFFICIAL OUTCOME RATE



Employment Breakdown

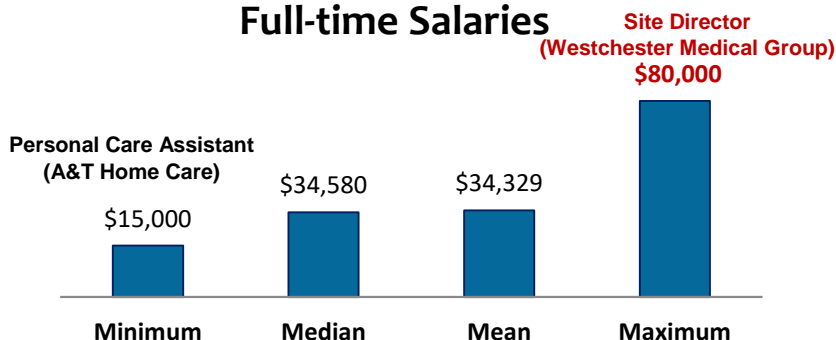


Unavailable Breakdown



Categories	Bronx		Online		New Rochelle		Total	
	#	%	#	%	#	%	#	%
Sample Size	93%		74%		100%		91%	
Employed	17	25%	2	14%	1	6%	20	20%
Employed and Continuing Ed.	25	36%	5	36%	3	17%	33	33%
Continuing Education	27	39%	7	50%	13	72%	47	47%
Unavailable	0	0%	0	0%	1	6%	1	1%
Unemployed and Seeking	0	0%	0	0%	0	0%	0	0%
Total In Sample	69		14		18		101	
Total In Class	74		19		18		111	
Official Outcome Rate	100%		100%		100%		100%	

Full-time Salaries



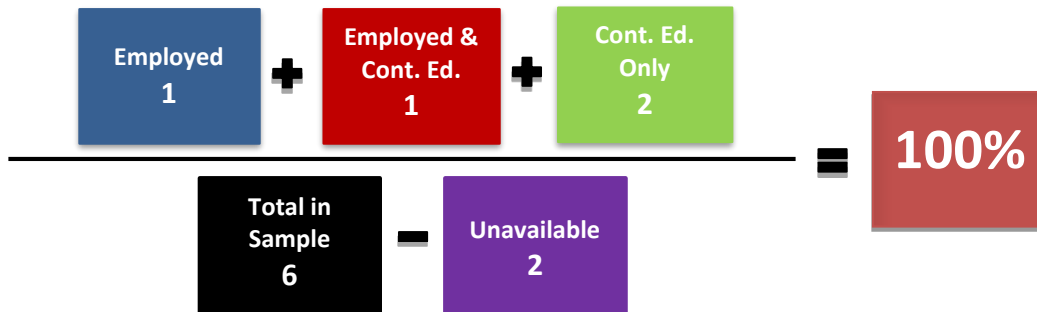
Occupations:

- Central Registration Associate
- Clinical Technician
- Direct Support Professional
- Medical Clerk/Receptionist
- Patient Care Technician
- Prior Authorization Coordinator
- Public Health Advisor
- Registration Clerk
- Senior Clerk

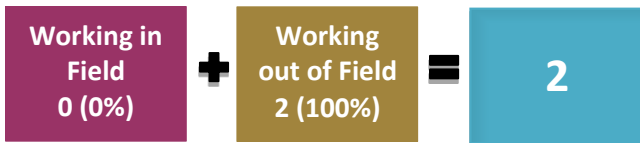
AAS in Pharmacy Technician

The total number of graduates in the Associate in Pharmacy Technician major is 7. Data was collected on 86% of the class (sample size 6).

OFFICIAL OUTCOME RATE



Employment Breakdown



Unavailable Breakdown



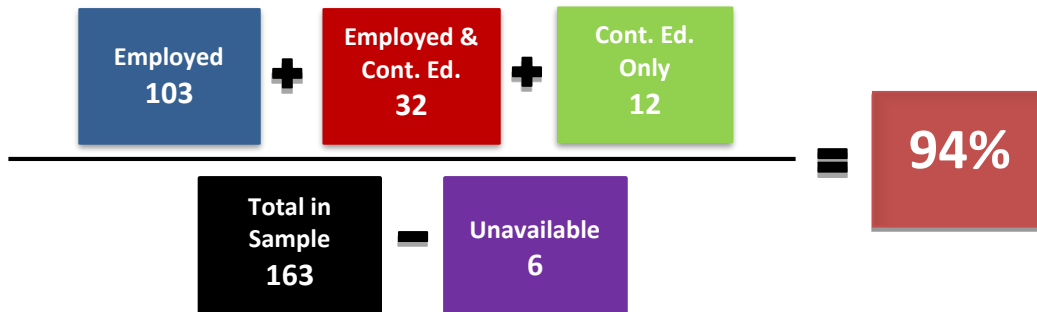
Categories	College-Wide	
	#	%
Sample Size	86%	
Employed	1	17%
Employed and Continuing Ed.	1	17%
Continuing Education	2	33%
Unavailable	2	33%
Unemployed and Seeking	0	0%
Total In Sample	6	
Total In Class	7	
Official Outcome Rate	100%	

*No full-time salaries reported

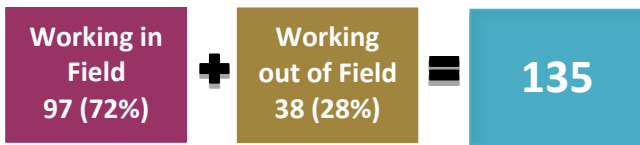
BBA in Health Services Administration

The total number of graduates in the Bachelor's in Health Services Administration major is 171. Data was collected on 95% of the class (sample size 163).

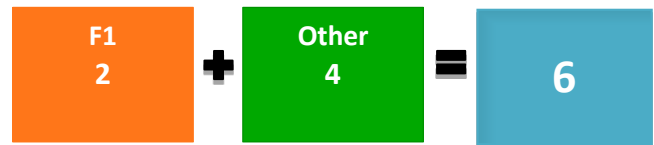
OFFICIAL OUTCOME RATE



Employment Breakdown

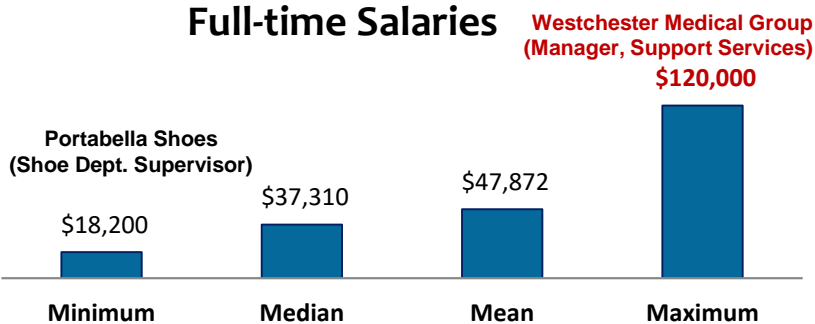


Unavailable Breakdown



Categories	Bronx		Online		New Rochelle		Total	
	#	%	#	%	#	%	#	%
Sample Size	95%		96%		96%		95%	
Employed	72	63%	15	60%	16	70%	103	63%
Employed and Continuing Ed.	25	22%	3	12%	4	17%	32	20%
Continuing Education	7	6%	3	12%	2	9%	12	7%
Unavailable	3	3%	2	8%	1	4%	6	4%
Unemployed and Seeking	8	7%	2	8%	0	0%	10	6%
Total In Sample	115		25		23		163	
Total In Class	121		26		24		171	
Official Outcome Rate	93%		91%		100%		94%	

Full-time Salaries



Occupation:

Administrative Supervisor
 Chronic Disease Care Manager
 Clinical Correspondence Reviewer
 Health Educator
 HSA Supervisor, M.A.
 Neurologist Coordinator
 Onboarding Specialist

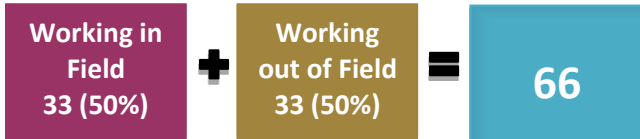
BS in Public Health

The total number of graduates in the Bachelor's in Public Health major is 83. Data was collected on 95% of the class (sample size 79).

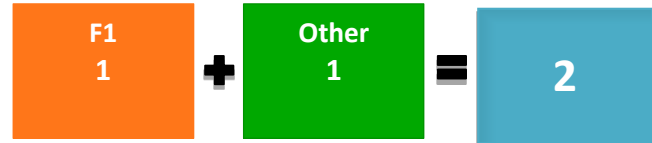
OFFICIAL OUTCOME RATE



Employment Breakdown

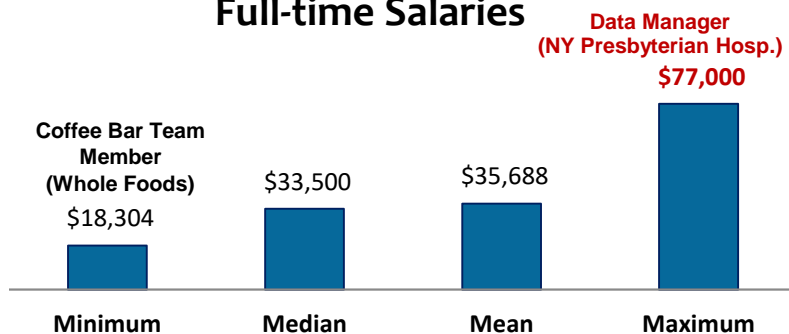


Unavailable Breakdown



Categories	Bronx		Online		New Rochelle		Total	
	#	%	#	%	#	%	#	%
Sample Size	94%		100%		100%		95%	
Employed	43	67%	4	57%	3	38%	50	63%
Employed and Continuing Ed.	11	17%	2	29%	3	38%	16	20%
Continuing Education	8	13%	0	0%	1	13%	9	11%
Unavailable	0	0%	1	14%	1	13%	2	3%
Unemployed and Seeking	2	3%	0	0%	0	0%	2	3%
Total In Sample	64		7		8		79	
Total In Class	68		7		8		83	
Official Outcome Rate	97%		100%		100%		97%	

Full-time Salaries



Occupations:

- Case Manager
- Community Health Worker
- Direct Support Professional
- Linkage and Navigation Specialist
- Patient Services Coordinator
- Social Service Supervisor



**SCHOOL OF
BUSINESS AND ACCOUNTING**

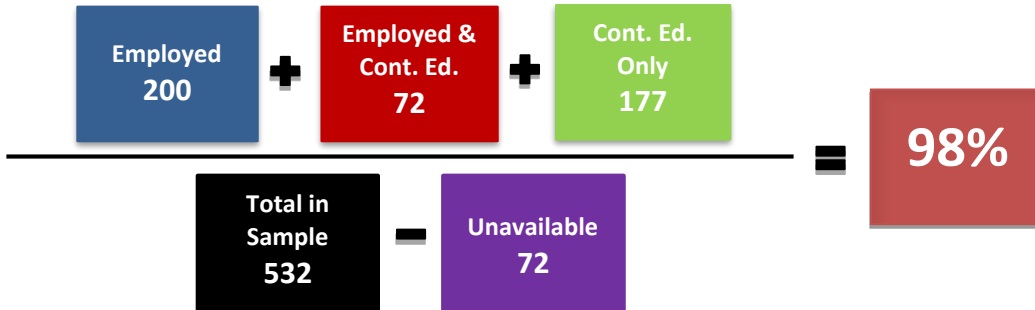


SCHOOL OF BUSINESS AND ACCOUNTING

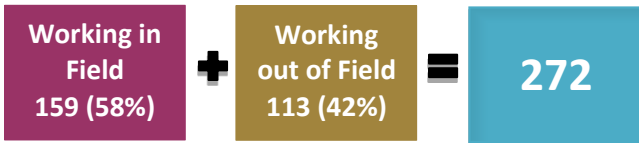
Overall Report Highlights

The total number of graduates in the Business and Accounting majors is 608. Data was collected on 88% of the class (sample size 532).

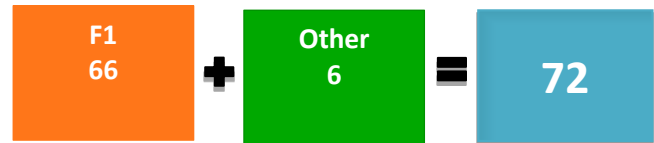
OFFICIAL OUTCOME RATE



Employment Breakdown

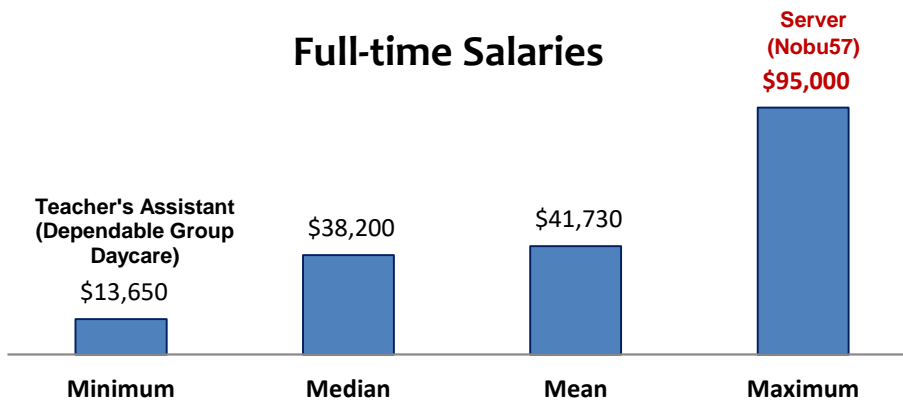


Unavailable Breakdown



Categories	Associate		Bachelor's		Total	
	#	%	#	%	#	%
Sample Size	89%		86%		88%	
Employed	41	15%	159	63%	200	38%
Employed and Continuing Ed.	37	13%	35	14%	72	14%
Continuing Education	163	58%	14	6%	177	33%
Unavailable	38	14%	34	14%	72	14%
Unemployed and Seeking	2	1%	9	4%	11	2%
Total In Sample	281		251		532	
Total In Class	315		293		608	
Official Outcome Rate	99%		96%		98%	

Full-time Salaries



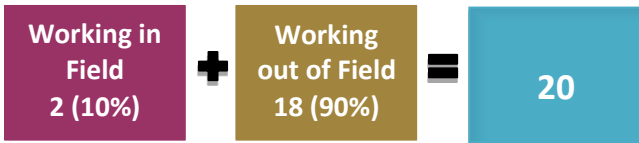
AAS in Accounting

The total number of graduates in the Associate in Accounting major is 56. Data was collected on 88% of the class (sample size 49).

OFFICIAL OUTCOME RATE



Employment Breakdown

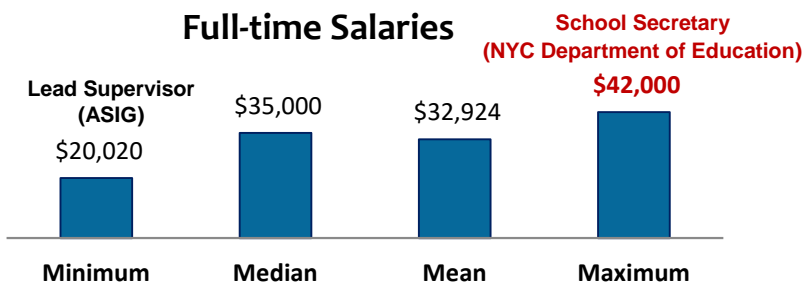


Unavailable Breakdown



Categories	Bronx		New Rochelle		Total	
	#	%	#	%	#	%
Sample Size	87%		88%		88%	
Employed	7	26%	0	0%	7	14%
Employed and Continuing Ed.	9	33%	4	18%	13	27%
Continuing Education	11	41%	13	59%	24	49%
Unavailable	0	0%	5	23%	5	10%
Unemployed and Seeking	0	0%	0	0%	0	0%
Total In Sample	27		22		49	
Total In Class	31		25		56	
Official Outcome Rate	100%		100%		100%	

Full-time Salaries



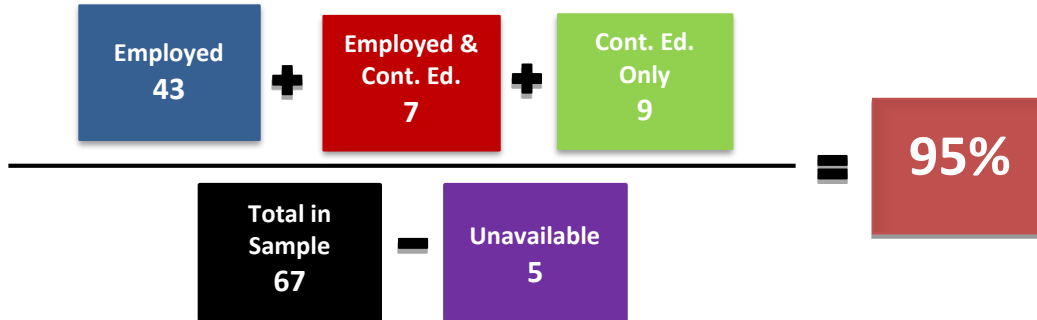
Occupations:

Accounts Receivable / Dispatcher
Case Manager
Customer Service Supervisor
Data Entry Clerk
Property Search Analyst

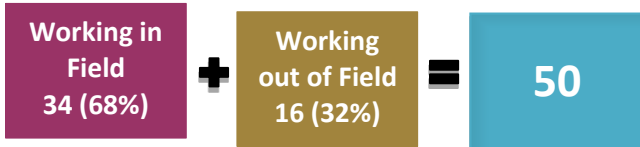
BBA in Accounting

The total number of graduates in the Bachelor's in Accounting major is 79. Data was collected on 85% of the class (sample size 67).

OFFICIAL OUTCOME RATE



Employment Breakdown

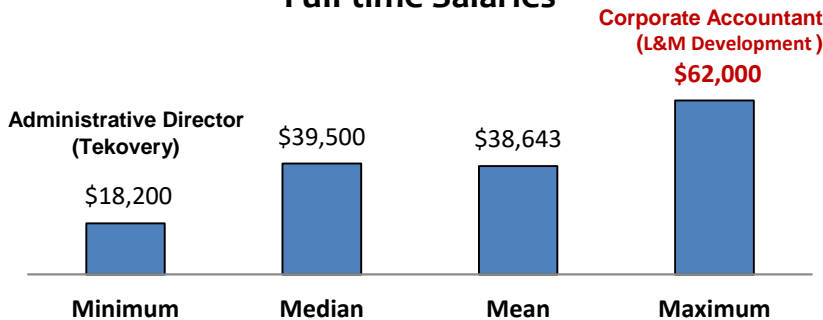


Unavailable Breakdown



Categories	Bronx		New Rochelle		Total	
	#	%	#	%	#	%
Sample Size	84%		86%		85%	
Employed	31	74%	12	48%	43	64%
Employed and Continuing Ed.	7	17%	0	0%	7	10%
Continuing Education	2	5%	7	28%	9	13%
Unavailable	0	0%	5	20%	5	7%
Unemployed and Seeking	2	5%	1	4%	3	4%
Total In Sample	42		25		67	
Total In Class	50		29		79	
Official Outcome Rate	95%		95%		95%	

Full-time Salaries



Occupations:

- Accounting Clerk
- Accounts Payable Coordinator
- Assistant Bookkeeper
- Billing Administrator
- Bookkeeper
- Consumer Loan Officer
- HR/Payroll Assistant
- Jr. Accountant
- Junior Accountant
- Pax Staff
- Staff Accountant

BBA in Public Accounting

The total number of graduates in the Bachelor's in Public Accounting major is 3. Data was collected on 100% of the class (sample size 3).

OFFICIAL OUTCOME RATE



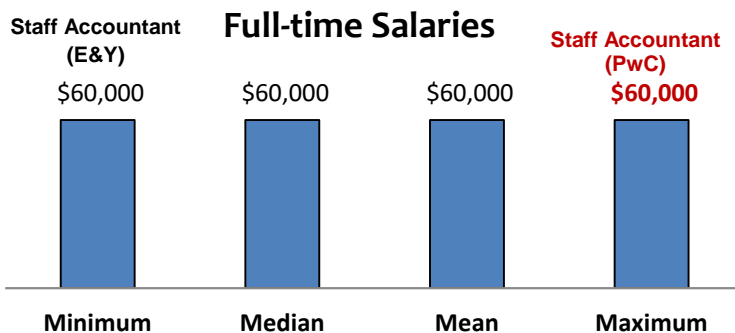
Employment Breakdown



Unavailable Breakdown



Categories	Bronx		Total	
	#	%	#	%
Sample Size	100%		100%	
Employed	3	100%	3	100%
Employed and Continuing Ed.	0	0%	0	0%
Continuing Education	0	0%	0	0%
Unavailable	0	0%	0	0%
Unemployed and Seeking	0	0%	0	0%
Total In Sample	3		3	
Total In Class	3		3	
Official Outcome Rate	100%		100%	



Occupations:
Staff Accountant

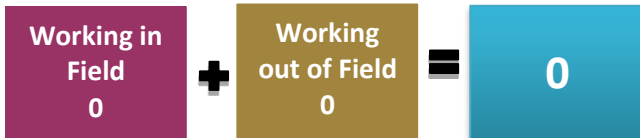
Certificate in Business Administration

The total number of graduates in the Certificate in Business Administration major is 6. Data was collected on 100% of the class (sample size 6).

OFFICIAL OUTCOME RATE



Employment Breakdown



Unavailable Breakdown



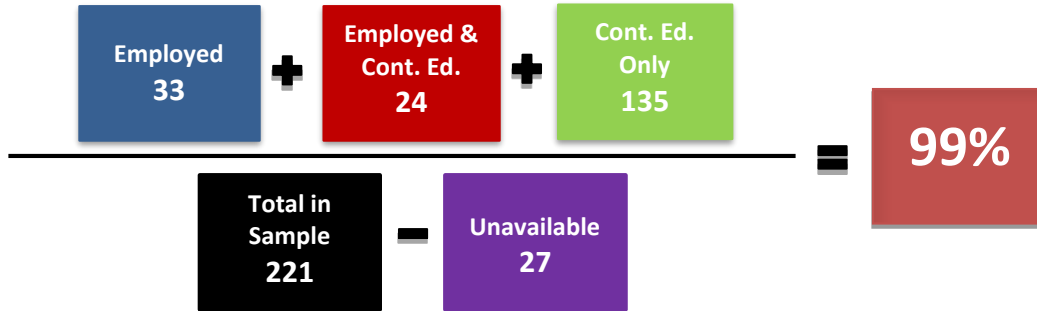
Categories	Total	
	#	%
Sample Size	100%	
Employed	0	0%
Employed and Continuing Ed.	0	0%
Continuing Education	0	0%
Unavailable	6	100%
Unemployed and Seeking	0	0%
Total In Sample	6	
Total In Class	6	
Official Outcome Rate	0%	

*No employment reported

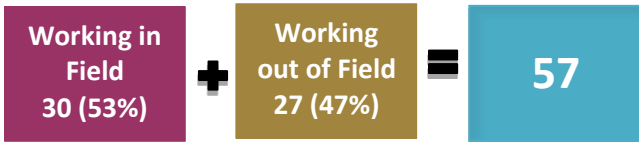
AAS in Business Administration

The total number of graduates in the Associate in Business Administration major is 248. Data was collected on 89% of the class (sample size 221).

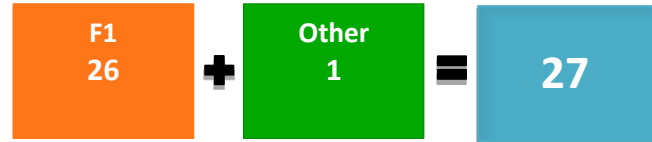
OFFICIAL OUTCOME RATE



Employment Breakdown

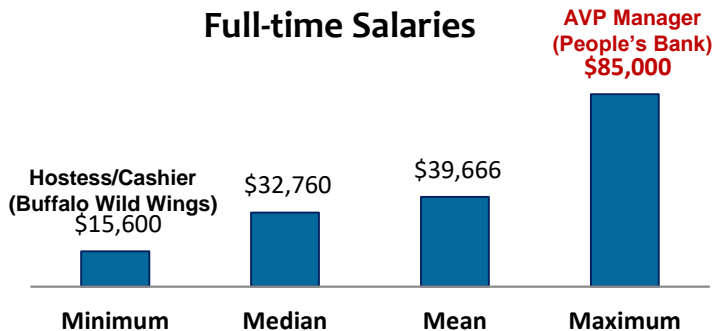


Unavailable Breakdown



Categories	Bronx		Online		New Rochelle		Total	
	#	%	#	%	#	%	#	%
Sample Size	93%		75%		88%		89%	
Employed	20	24%	3	33%	10	8%	33	15%
Employed and Continuing Ed.	13	16%	2	22%	9	7%	24	11%
Continuing Education	47	57%	3	33%	85	65%	135	61%
Unavailable	0	0%	1	11%	26	20%	27	12%
Unemployed and Seeking	2	2%	0	0%	0	0%	2	1%
Total In Sample	82		9		130		221	
Total In Class	88		12		148		248	
Official Outcome Rate	98%		100%		100%		99%	

Full-time Salaries



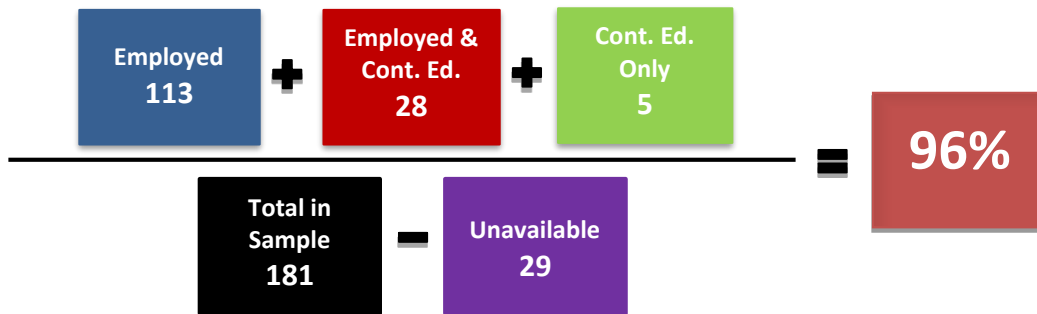
Occupations:

- Administrative Manager
- Cash Management Assistant
- Facilities Manager/ Accounting Clerk
- Junior Court Analyst
- Office Manager
- Payments Auditor
- Warehouse Supervisor

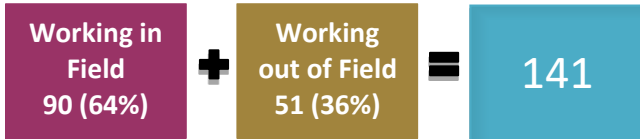
BBA in Business Management

The total number of graduates in the Bachelor's in Business Management major is 211. Data was collected on 86% of the class (sample size 181).

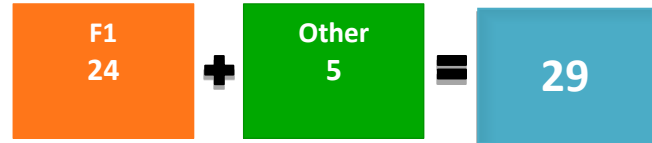
OFFICIAL OUTCOME RATE



Employment Breakdown

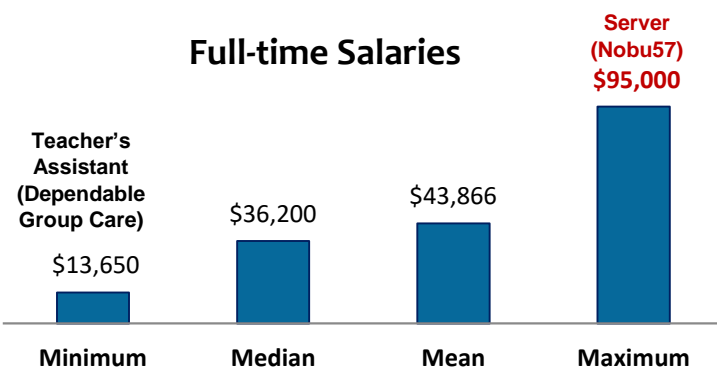


Unavailable Breakdown



Categories	Bronx		Online		New Rochelle		Total	
	#	%	#	%	#	%	#	%
Sample Size	84%		91%		86%		86%	
Employed	60	75%	21	70%	32	45%	113	62%
Employed and Continuing Ed.	12	15%	6	20%	10	14%	28	15%
Continuing Education	2	3%	0	0%	3	4%	5	3%
Unavailable	3	4%	3	10%	23	32%	29	16%
Unemployed and Seeking	3	4%	0	0%	3	4%	6	3%
Total In Sample	80		30		71		181	
Total In Class	95		33		83		211	
Official Outcome Rate	96%		100%		94%		96%	

Full-time Salaries



Occupations:

- Account Manager-Managed Care & Private
- Compliance Officer
- Event Operations Coordinator
- Executive Assistant
- Financial Analyst
- Human Resources Assistant
- Operations Manager
- President/CEO
- Program Director

AAS in Sports Management

The total number of graduates in the AAS in Sports Management major is 5. Data was collected on 100% of the class (sample size 5).

OFFICIAL OUTCOME RATE



Employment Breakdown



Unavailable Breakdown



Categories	Total	
	#	%
Sample Size	100%	
Employed	1	100%
Employed and Continuing Ed.	0	0%
Continuing Education	4	400%
Unavailable	0	0%
Unemployed and Seeking	0	0%
Total In Sample	5	
Total In Class	5	
Official Outcome Rate	100%	

*No full-time salaries reported



SCHOOL OF CRIMINAL JUSTICE

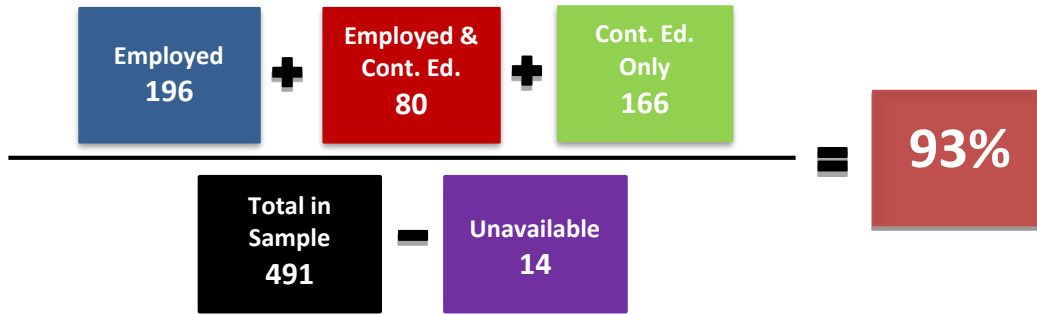


SCHOOL OF CRIMINAL JUSTICE

Overall Report Highlights

The total number of graduates in the Criminal Justice major is 569. Data was collected on 86% of the class (sample size 491).

OFFICIAL OUTCOME RATE



Employment Breakdown

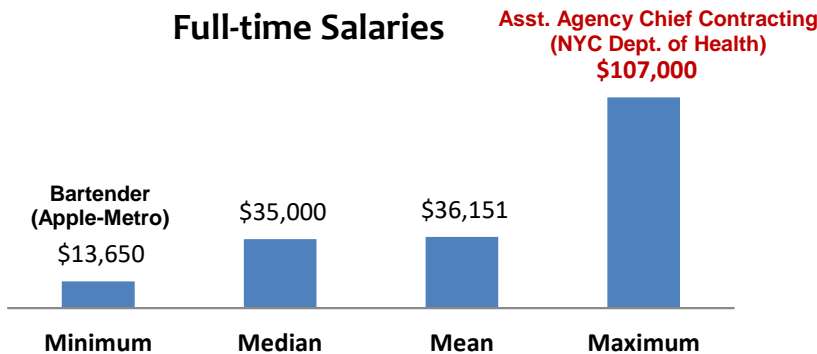


Unavailable Breakdown



Categories	Associate		Bachelor's		Total	
	#	%	#	%	#	%
Sample Size	90%		82%		86%	
Employed	33	12%	163	75%	196	40%
Employed and Continuing Ed.	75	27%	5	2%	80	16%
Continuing Education	155	57%	11	5%	166	34%
Unavailable	2	1%	12	6%	14	3%
Unemployed and Seeking	8	3%	27	12%	35	7%
Total In Sample	273		218		491	
Total In Class	303		266		569	
Official Outcome Rate	97%		87%		93%	

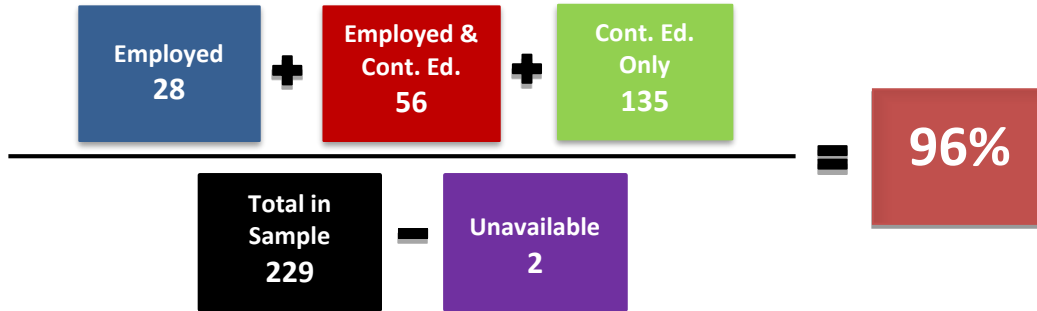
Full-time Salaries



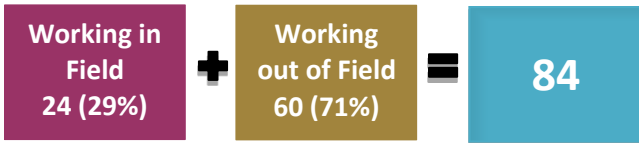
AS in Criminal Justice

The total number of graduates in the Associate in Criminal Justice major is 257. Data was collected on 89% of the class (sample size 229).

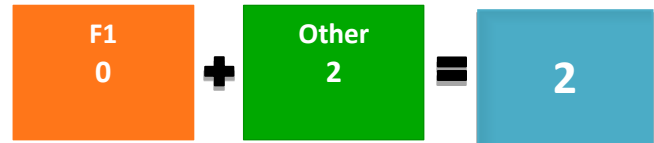
OFFICIAL OUTCOME RATE



Employment Breakdown

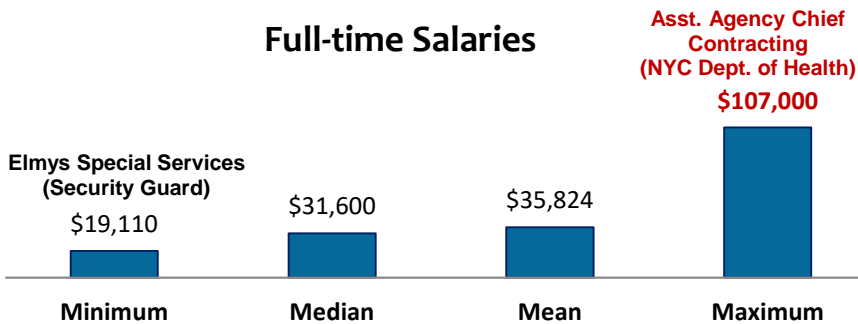


Unavailable Breakdown



Categories	Bronx		Online		New Rochelle		Total	
	#	%	#	%	#	%	#	%
Sample Size	88%		80%		92%		89%	
Employed	14	10%	3	38%	11	13%	28	12%
Employed and Continuing Ed.	46	34%	3	38%	7	8%	56	24%
Continuing Education	67	50%	2	25%	66	76%	135	59%
Unavailable	0	0%	0	0%	2	2%	2	1%
Unemployed and Seeking	7	5%	0	0%	1	1%	8	3%
Total In Sample	134		8		87		229	
Total In Class	152		10		95		257	
Official Outcome Rate	95%		100%		99%		96%	

Full-time Salaries



Occupations:

- Biometrics Technician
- Case Worker
- Global Response and Intelligence Officer
- Paralegal
- Resident Monitor
- School Safety Agent
- Security Guard/Security Coordinator
- Youth Counselor

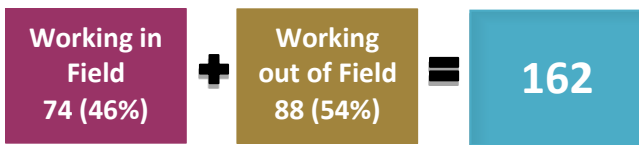
BS in Criminal Justice

The total number of graduates in the Bachelor's in Criminal Justice major is 255. Data was collected on 82% of the class (sample size 209).

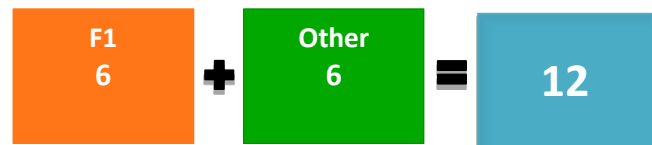
OFFICIAL OUTCOME RATE



Employment Breakdown

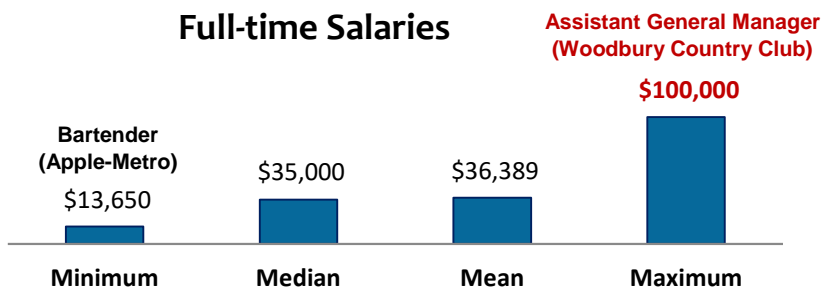


Unavailable Breakdown



Categories	Bronx		Online		New Rochelle		Total	
	#	%	#	%	#	%	#	%
Sample Size	84%		56%		86%		82%	
Employed	101	78%	12	80%	44	69%	157	75%
Employed and Continuing Ed.	2	2%	1	7%	2	3%	5	2%
Continuing Education	6	5%	2	13%	3	5%	11	5%
Unavailable	3	2%	0	0%	9	14%	12	6%
Unemployed and Seeking	18	14%	0	0%	6	9%	24	11%
Total In Sample	130		15		64		209	
Total In Class	154		27		74		255	
Official Outcome Rate	86%		100%		89%		88%	

Full-time Salaries



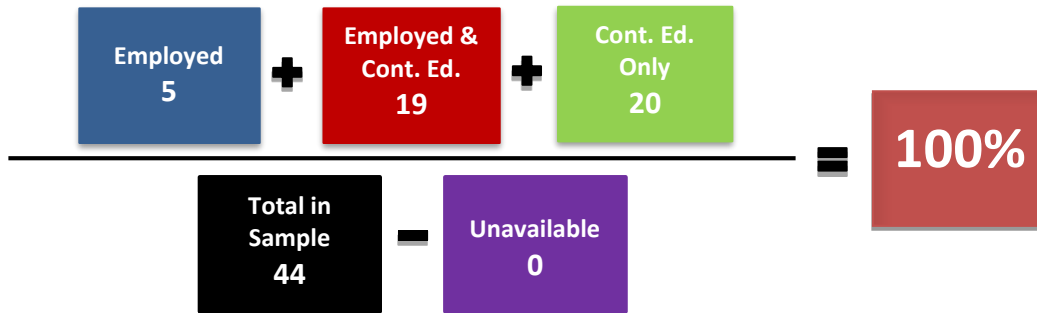
Occupations:

- Bail Associate
- Central Station Operator
- Compliance and Call Center Representative
- Correctional Systems Officer
- DWI Intake Manager
- Independent Living Specialist
- Legal Assistant
- Mortuary Technician
- Peace Officer
- Traffic Enforcement Agent

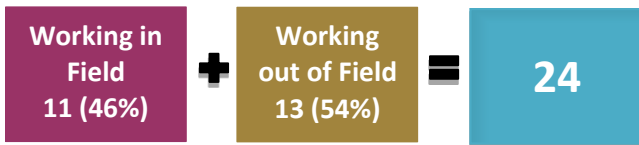
AS in Human Services

The total number of graduates in the Associate in Human Services major is 46. Data was collected on 96% of the class (sample size 44).

OFFICIAL OUTCOME RATE



Employment Breakdown

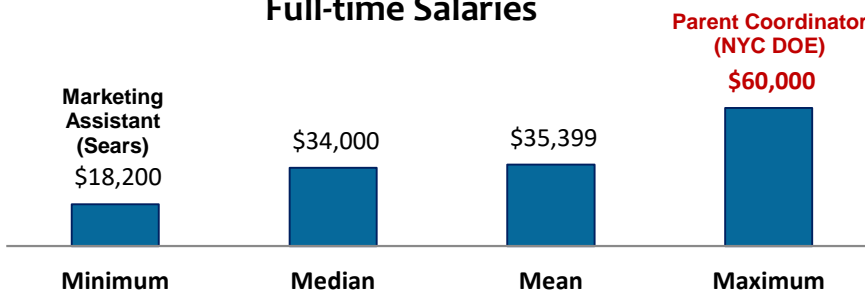


Unavailable Breakdown



Categories	Bronx		Online		New Rochelle		Total	
	#	%	#	%	#	%	#	%
Sample Size	97%		100%		93%		96%	
Employed	3	10%	0	0%	2	15%	5	11%
Employed and Continuing Ed.	15	52%	1	50%	3	23%	19	43%
Continuing Education	11	38%	1	50%	8	62%	20	45%
Unavailable	0	0%	0	0%	0	0%	0	0%
Unemployed and Seeking	0	0%	0	0%	0	0%	0	0%
Total In Sample	29		2		13		44	
Total In Class	30		2		14		46	
Official Outcome Rate	100%		100%		100%		100%	

Full-time Salaries



Occupations:

- Assistant Residence Manager
- Case Manager
- Facility Manager
- Group Leader
- Parent Coordinator
- Program Intake Associate
- Residential Manager

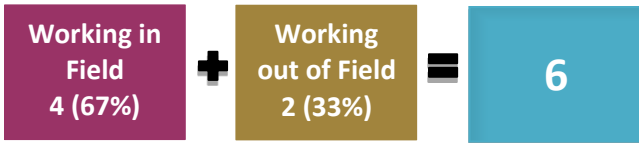
BS in Human Services

The total number of graduates in the Bachelor's in Human Services major is 11. Data was collected on 82% of the class (sample size 9).

OFFICIAL OUTCOME RATE



Employment Breakdown



Unavailable Breakdown



Categories	Bronx		Online		New Rochelle		Total	
	#	%	#	%	#	%	#	%
Sample Size	71%		0%		100%		82%	
Employed	4	80%	0	0%	2	50%	6	67%
Employed and Continuing Ed.	0	0%	0	0%	0	0%	0	0%
Continuing Education	0	0%	0	0%	0	0%	0	0%
Unavailable	0	0%	0	0%	0	0%	0	0%
Unemployed and Seeking	1	20%	0	0%	2	50%	3	33%
Total In Sample	5		0		4		9	
Total In Class	7		0		4		11	
Official Outcome Rate	80%		0%		50%		67%	

Full-time Salaries

Dietary Worker
(Montefiore
Medical Center)

\$32,760

\$35,500

\$35,440

Case Manager
(Acacia Network)
\$38,000

Minimum

Median

Mean

Maximum

Occupations:

Case Planner
HR Assistant
Patient Care Coordinator



SCHOOL OF EDUCATION

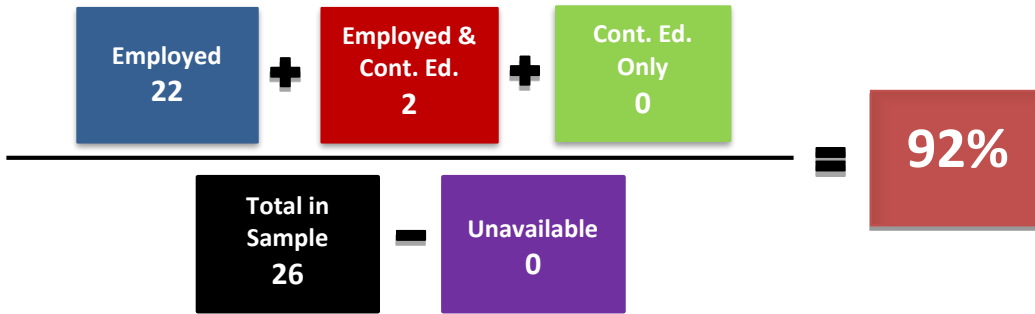


SCHOOL OF EDUCATION

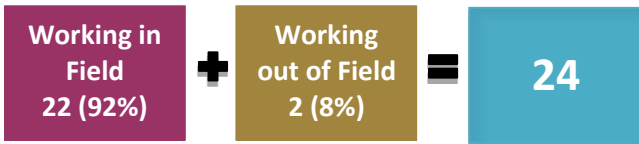
Overall Report Highlights

The total number of graduates in the Early Childhood Education major is 29. Data was collected on 90% of the class (sample size 26).

OFFICIAL OUTCOME RATE



Employment Breakdown

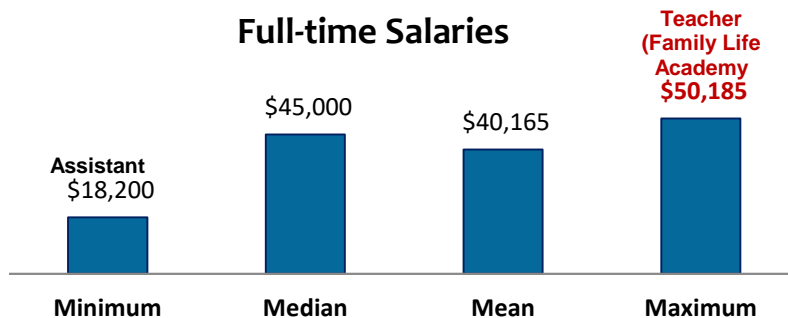


Unavailable Breakdown



Categories	Bronx		New Rochelle		Total	
	#	%	#	%	#	%
Sample Size	88%		92%		90%	
Employed	12	86%	10	83%	22	85%
Employed and Continuing Ed.	1	7%	1	8%	2	8%
Continuing Education	0	0%	0	0%	0	0%
Unavailable	0	0%	0	0%	0	0%
Unemployed and Seeking	1	7%	1	8%	2	8%
Total In Sample	14		12		26	
Total In Class	16		13		29	
Official Outcome Rate	93%		92%		92%	

Full-time Salaries



Occupations:

Assistant Teacher
Head Teacher
Substitute Teacher



**SCHOOL OF
HOSPITALITY MANAGEMENT
AND CULINARY ARTS**

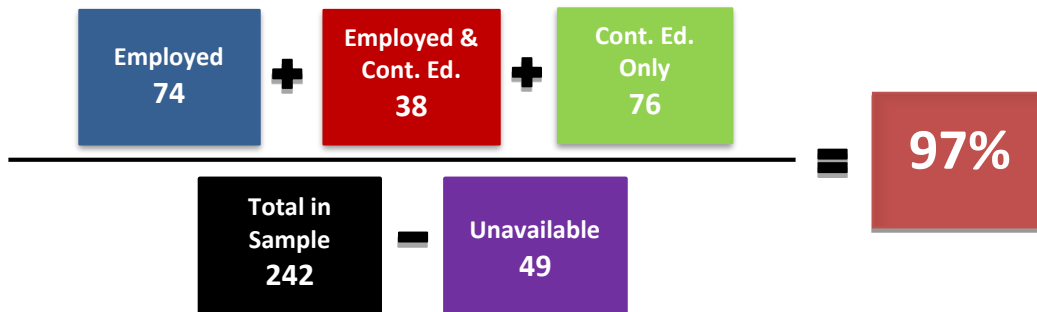


SCHOOL OF HOSPITALITY MANAGEMENT AND CULINARY ARTS

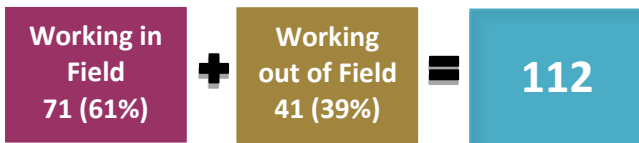
Overall Report Highlights

The total number of graduates in the Hospitality Management and Culinary Arts majors is 267. Data was collected on 91% of the (sample size 242).

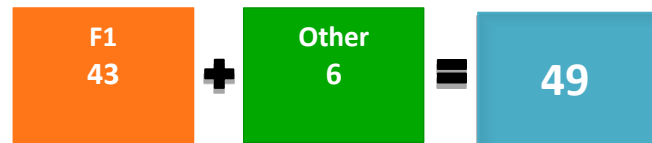
OFFICIAL OUTCOME RATE



Employment Breakdown

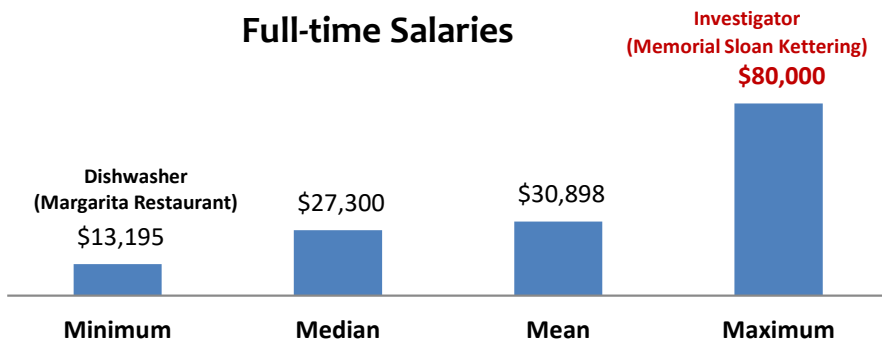


Unavailable Breakdown



Categories	Associate		Bachelor's		Total	
	#	%	#	%	#	%
Sample Size	91%		90%		91%	
Employed	22	17%	52	46%	74	31%
Employed and Continuing Ed.	31	24%	7	6%	38	16%
Continuing Education	63	48%	13	12%	76	31%
Unavailable	13	10%	36	32%	49	20%
Unemployed and Seeking	1	1%	4	4%	5	2%
Total In Sample	130		112		242	
Total In Class	143		124		267	
Official Outcome Rate	99%		95%		97%	

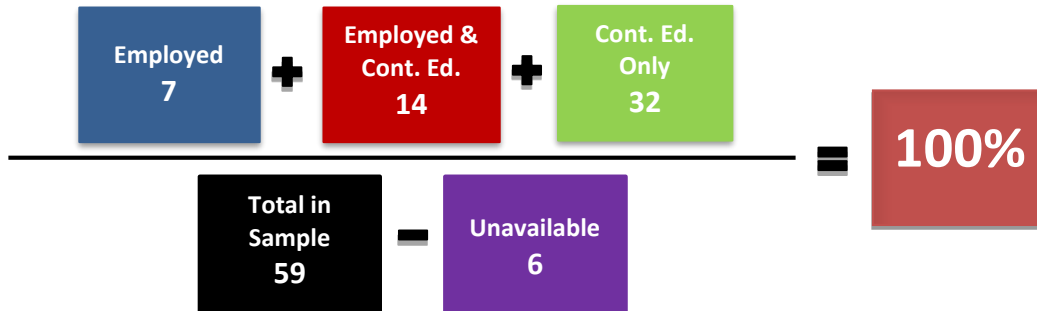
Full-time Salaries



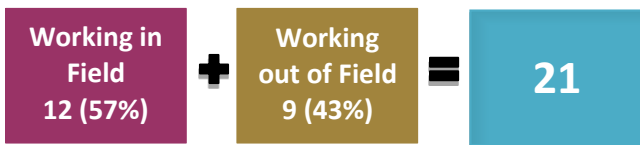
AAS in Culinary Arts

The total number of graduates in the Associate in Culinary Arts major is 67. Data was collected on 88% of the class (sample size 59).

OFFICIAL OUTCOME RATE



Employment Breakdown




Unavailable Breakdown



Categories	Bronx		New Rochelle		Total	
	#	%	#	%	#	%
Sample Size	73%		96%		88%	
Employed	3	19%	4	9%	7	12%
Employed and Continuing Ed.	6	38%	8	19%	14	24%
Continuing Education	5	31%	27	63%	32	54%
Unavailable	2	13%	4	9%	6	10%
Unemployed and Seeking	0	0%	0	0%	0	0%
Total In Sample	16		43		59	
Total In Class	22		45		67	
Official Outcome Rate	100%		100%		100%	

Full-time Salaries



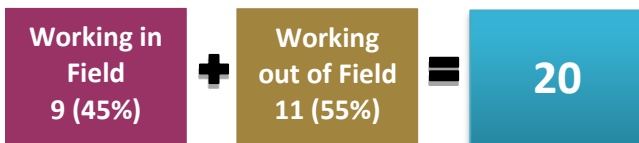
AAS in Baking and Pastry Arts

The total number of graduates in the Associate in Baking and Pastry Arts major is 35. Data was collected on 97% of the class (sample size 34).

OFFICIAL OUTCOME RATE



Employment Breakdown

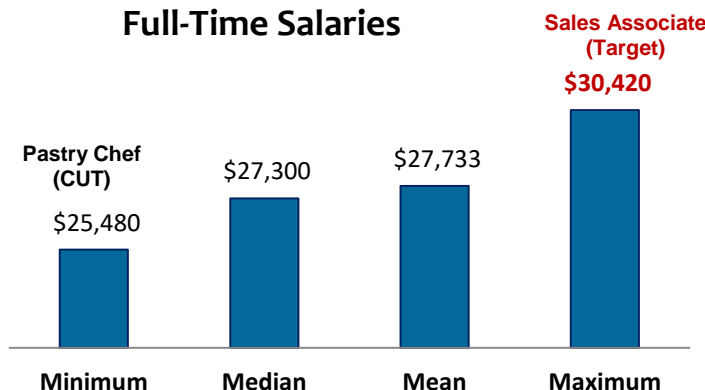


Unavailable Breakdown



Categories	Bronx		New Rochelle		Total	
	#	%	#	%	#	%
Sample Size	83%		100%		97%	
Employed	1	20%	8	28%	9	26%
Employed and Continuing Ed.	2	40%	9	31%	11	32%
Continuing Education	2	40%	10	34%	12	35%
Unavailable	0	0%	2	7%	2	6%
Unemployed and Seeking	0	0%	0	0%	0	0%
Total In Sample	5		29		34	
Total In Class	6		29		35	
Official Outcome Rate	100%		100%		100%	

Full-Time Salaries



Occupations:

Cake Decorator
Catering Representative
Pastry Chef
Pastry Chef/Cook

AAS in Hospitality Management

The total number of graduates in the Associate in Hospitality Management major is 41. Data was collected on 90% of the class (sample size 37).

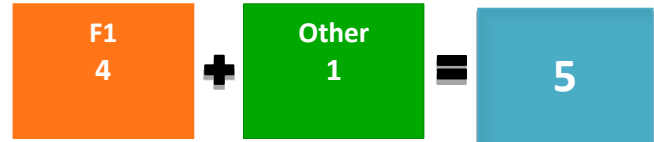
OFFICIAL OUTCOME RATE



Employment Breakdown

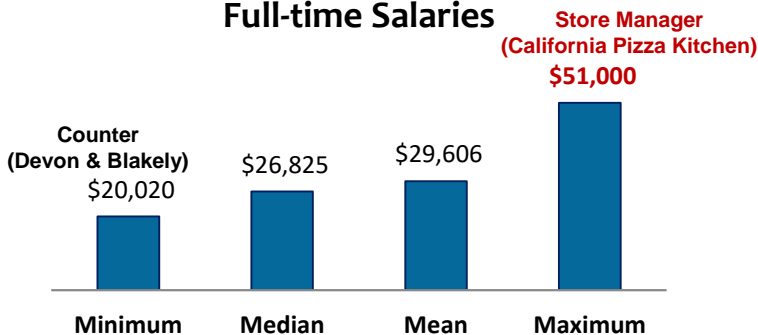


Unavailable Breakdown



Categories	Bronx		Online		New Rochelle		Total	
	#	%	#	%	#	%	#	%
Sample Size	85%		100%		100%		90%	
Employed	5	23%	1	50%	0	0%	6	16%
Employed & Continuing Ed	3	14%	1	50%	2	15%	6	16%
Continuing Education Only	12	55%	0	0%	7	54%	19	51%
Unavailable	1	5%	0	0%	4	31%	5	14%
Unemployed and Seeking	1	5%	0	0%	0	0%	1	3%
Total in Sample	22		2		13		37	
Total in Class	26		2		13		41	
Official Outcome Rate	95%		100%		100%		97%	

Full-time Salaries



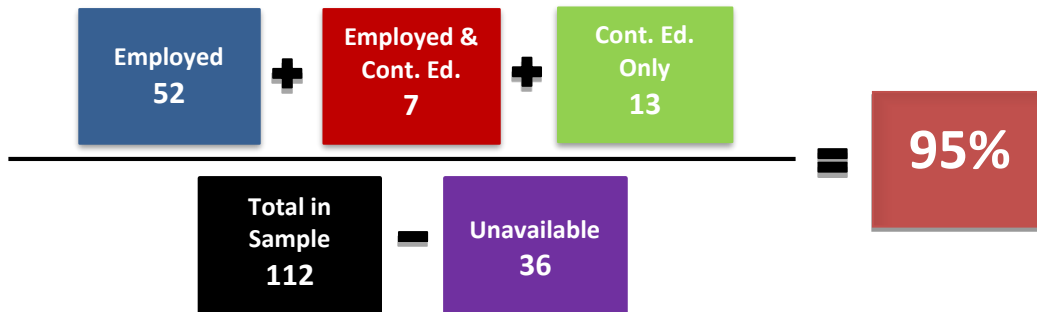
Occupations:

Court Monitor
 Front Office Manager
 Housekeeping Supervisor
 Hostess
 Kitchen Manager

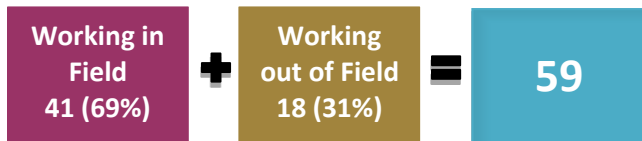
BBA in Hospitality Management

The total number of graduates in the Bachelor's in Hospitality Management major is 124. Data was collected on 90% of the class (sample size 112).

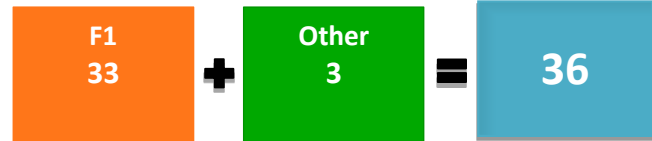
OFFICIAL OUTCOME RATE



Employment Breakdown

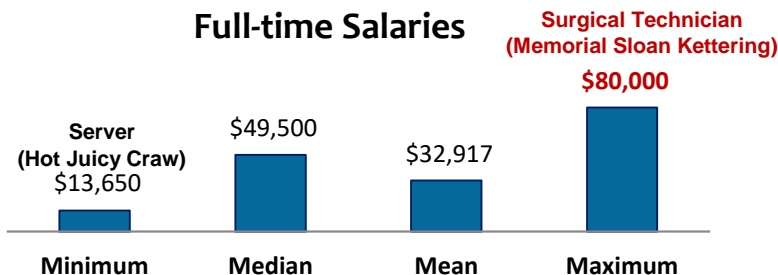


Unavailable Breakdown



Categories	Bronx		Online		New Rochelle		Total	
	#	%	#	%	#	%	#	%
Sample Size	81%		67%		96%		90%	
Employed	18	72%	4	67%	30	37%	52	46%
Employed and Continuing Ed.	1	4%	0	0%	6	7%	7	6%
Continuing Education	1	4%	0	0%	12	15%	13	12%
Unavailable	2	8%	2	33%	32	40%	36	32%
Unemployed and Seeking	3	12%	0	0%	1	1%	4	4%
Total In Sample	25		6		81		112	
Total In Class	31		9		84		124	
Official Outcome Rate	87%		100%		98%		95%	

Full-time Salaries



Occupations:

- Assistant Manager
- Conference Services Coordinator
- Food Service Manager
- Front Desk Administrator
- Front Office/ Revenue Coordinator
- Desk Service Agent
- Guest Services/Night Agent
- VIP Client Services Representative



SCHOOL OF INFORMATION TECHNOLOGY

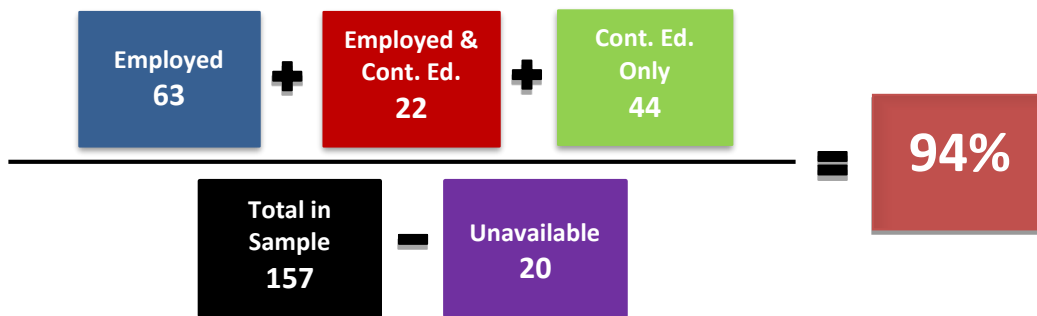


SCHOOL OF INFORMATION TECHNOLOGY

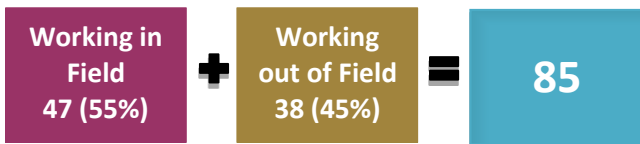
Overall Report Highlights

The total number of graduates in the Information Technology majors is 169. Data was collected on 93% of the class (sample size 157).

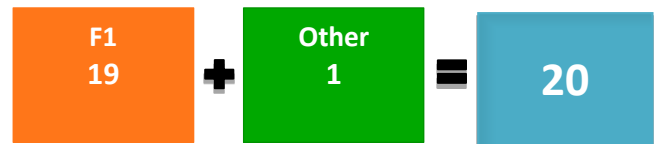
OFFICIAL OUTCOME RATE



Employment Breakdown



Unavailable Breakdown

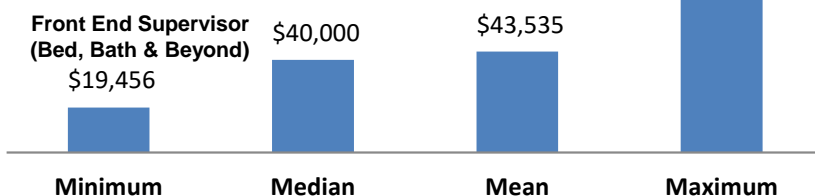


Categories	Associate		Bachelor's		Total	
	#	%	#	%	#	%
Sample Size	93%		93%		93%	
Employed	10	15%	53	59%	63	40%
Employed and Continuing Ed.	14	21%	8	9%	22	14%
Continuing Education	42	63%	2	2%	44	28%
Unavailable	0	0%	20	22%	20	13%
Unemployed and Seeking	1	1%	7	8%	8	5%
Total In Sample	67		90		157	
Total In Class	72		97		169	
Official Outcome Rate	99%		90%		94%	

Full-time Salaries

Software Engineer
(Cisco Systems)

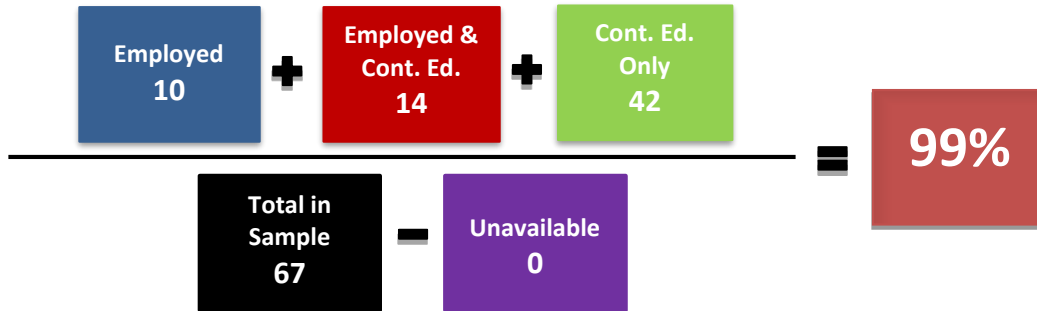
\$97,000



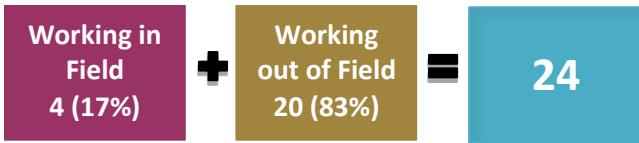
AAS/AS in Information Technology/CIS

The total number of graduates in the Associate in Information Technology/CIS major is 72. Data was collected on 93% of the class (sample size 67).

OFFICIAL OUTCOME RATE



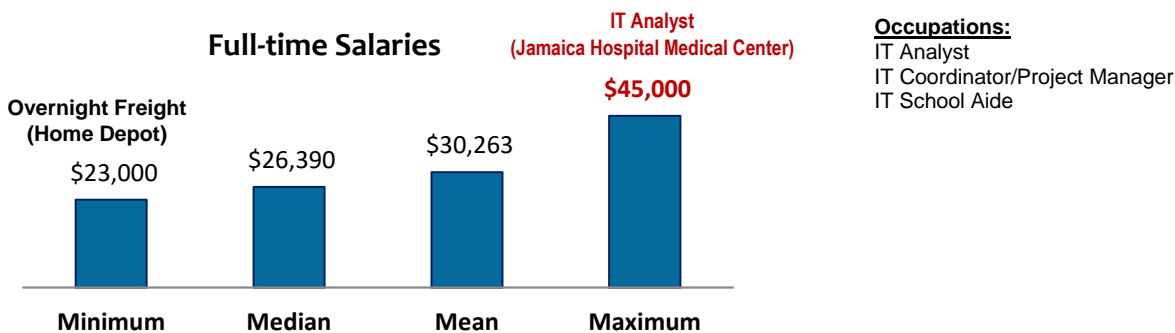
Employment Breakdown



Unavailable Breakdown



Categories	Bronx		Online		New Rochelle		Total	
	#	%	#	%	#	%	#	%
Sample Size	93%		100%		92%		93%	
Employed	7	17%	0	0%	3	13%	10	15%
Employed and Continuing Ed.	12	29%	1	33%	1	4%	14	21%
Continuing Education	22	54%	1	33%	19	83%	42	63%
Unavailable	0	0%	0	0%	0	0%	0	0%
Unemployed and Seeking	0	0%	1	33%	0	0%	1	1%
Total In Sample	41		3		23		67	
Total In Class	44		3		25		72	
Official Outcome Rate	100%		67%		100%		99%	



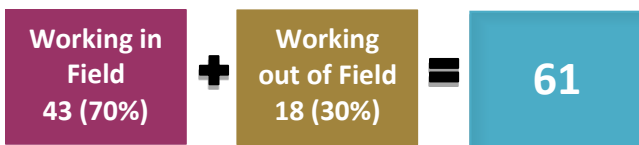
BBA/BS in Information Technology/CIS

The total number of graduates in the Bachelor's in Information Technology/CIS majors is 97. Data was collected on 93% of the class (sample size 90).

OFFICIAL OUTCOME RATE



Employment Breakdown

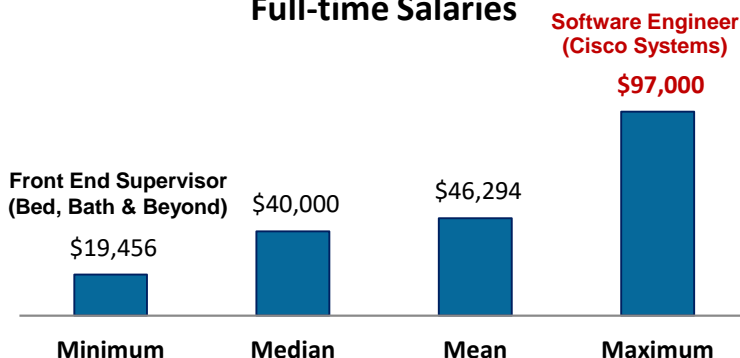


Unavailable Breakdown



Categories	Bronx		Online		New Rochelle		Total	
	#	%	#	%	#	%	#	%
Sample Size	89%		100%		95%		93%	
Employed	31	74%	6	67%	16	41%	53	59%
Employed and Continuing Ed.	5	12%	1	11%	2	5%	8	9%
Continuing Education	0	0%	0	0%	2	5%	2	2%
Unavailable	1	2%	2	22%	17	44%	20	22%
Unemployed and Seeking	5	12%	0	0%	2	5%	7	8%
Total In Sample	42		9		39		90	
Total In Class	47		9		41		97	
Official Outcome Rate	88%		100%		91%		90%	

Full-time Salaries



Occupations:

- Assistant IT Manager
- Client Support Technician
- Director of Operations
- IT Director
- Jr. Network Administrator
- Networking and Operations
- Salesforce Project Coordinator
- Server Technician/Program
- Software Automation Engineer
- Software Developer



KING GRADUATE SCHOOL



KING GRADUATE SCHOOL

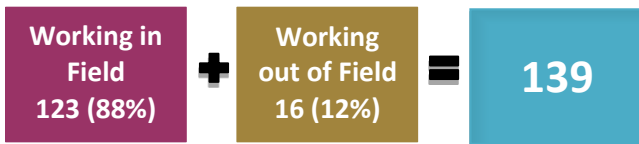
Overall Report Highlights

The total number of graduates in the King Graduate School is 435. Data was collected on 91% of the class (sample size 398).

OFFICIAL OUTCOME RATE



Employment Breakdown

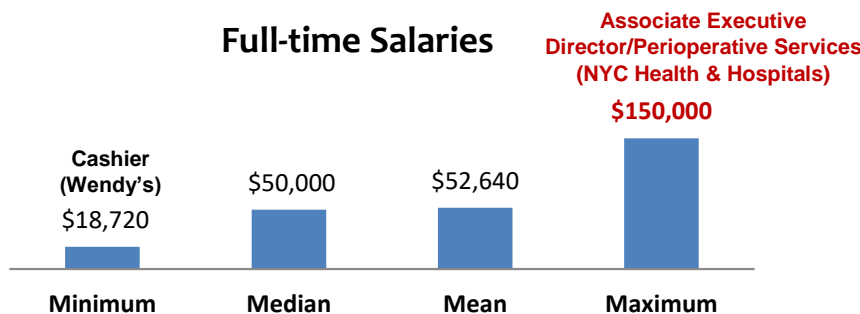


Unavailable Breakdown



Categories	College Wide	
	#	%
Sample Size	91%	
Employed	134	34%
Employed and Continuing Ed.	5	1%
Continuing Education	8	2%
Unavailable	249	63%
Unemployed and Seeking	2	1%
Total In Sample	398	
Total In Class	435	
Official Outcome Rate	99%	

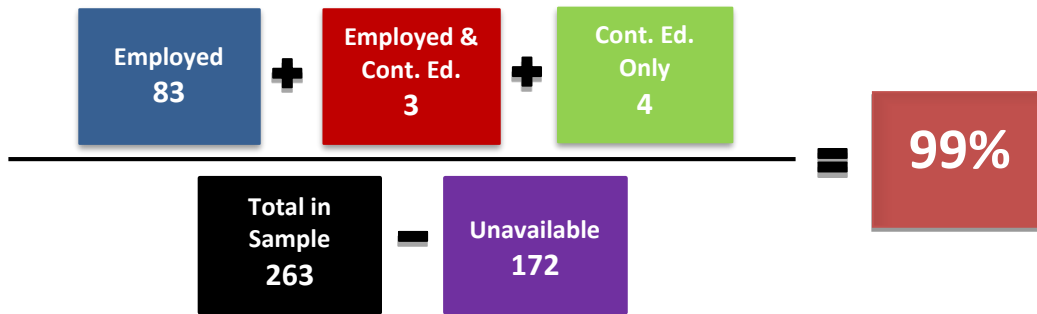
Full-time Salaries



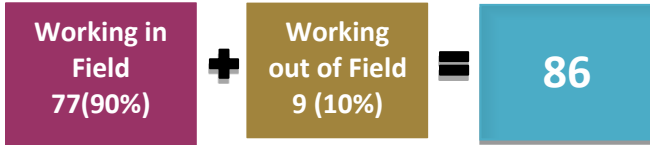
Master's in Business Administration

The total number of graduates in the Master's in Business Administration major is 286. Data was collected on 92% of the class (sample size 263).

OFFICIAL OUTCOME RATE



Employment Breakdown

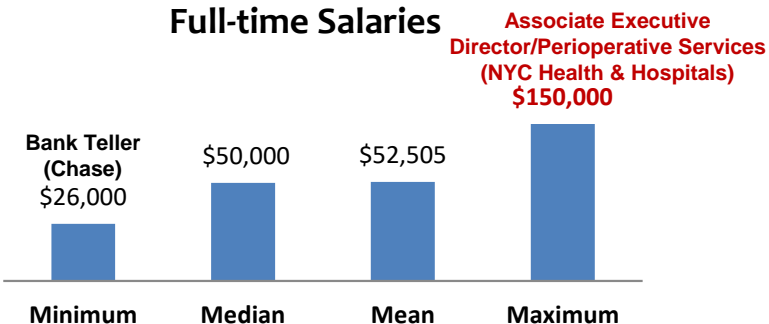


Unavailable Breakdown



Categories	Bronx		Online		New Rochelle		Total	
	#	%	#	%	#	%	#	%
Sample Size	84%		77%		96%		92%	
Employed	45	94%	16	94%	22	11%	83	32%
Employed and Continuing Ed.	2	4%	1	6%	0	0%	3	1%
Continuing Education	0	0%	0	0%	4	2%	4	2%
Unavailable	0	0%	0	0%	172	87%	172	65%
Unemployed and Seeking	1	2%	0	0%	0	0%	1	0%
Total In Sample	48		17		198		263	
Total In Class	57		22		207		286	
Official Outcome Rate	98%		100%		100%		99%	

Full-time Salaries



Occupations:

Assistant Controller
 Business Analyst
 Data System Administrator
 Dining Lab Service Coordinator
 Financial Coordinator
 Front Desk Supervisor
 Logistics/Operations Analyst
 Office Administration

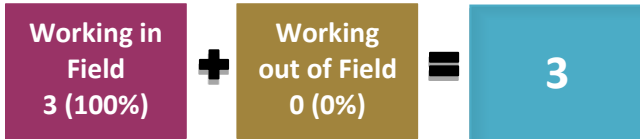
Master's in Accounting

The total number of graduates in the Master's in Accounting major is 5. Data was collected on 80% of the class (sample size 4).

OFFICIAL OUTCOME RATE



Employment Breakdown

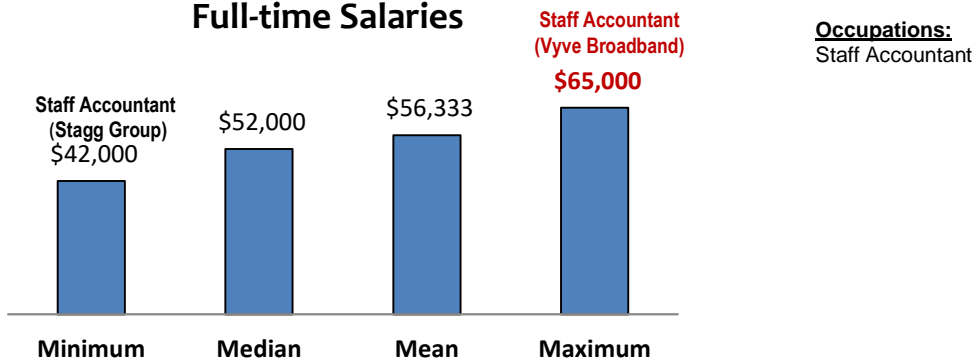


Unavailable Breakdown



Categories	College Wide	
	#	%
Sample Size	80%	
Employed	3	75%
Employed and Continuing Ed.	0	0%
Continuing Education	1	25%
Unavailable	0	0%
Unemployed and Seeking	0	0%
Total In Sample	4	
Total In Class	5	
Official Outcome Rate	100%	

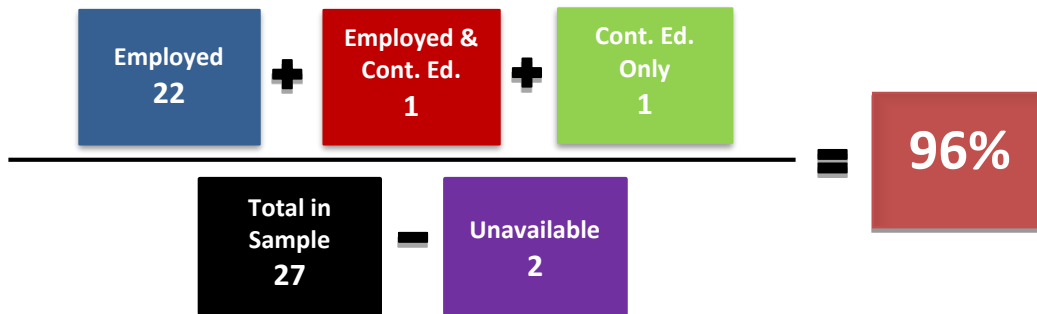
Full-time Salaries



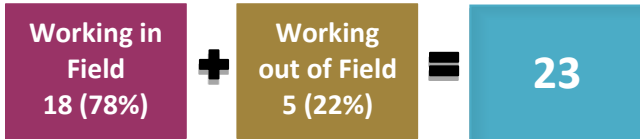
Master's in Criminal Justice

The total number of graduates in the Master's in Criminal Justice major is 33. Data was collected on 82% of the class (sample size 27).

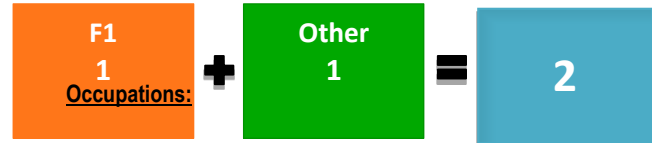
OFFICIAL OUTCOME RATE



Employment Breakdown



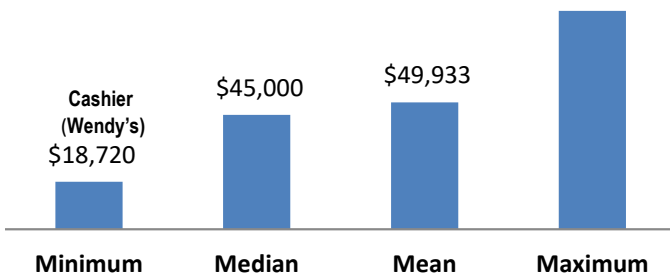
Unavailable Breakdown



Categories	Bronx		Online		New Rochelle		Total	
	#	%	#	%	#	%	#	%
Sample Size	94%		63%		75%		82%	
Employed	15	94%	4	0%	3	50%	22	81%
Employed and Continuing Ed.	0	0%	1	0%	0	0%	1	4%
Continuing Education	0	0%	0	0%	1	17%	1	4%
Unavailable	0	0%	0	0%	2	33%	2	7%
Unemployed and Seeking	1	6%	0	0%	0	0%	1	4%
Total In Sample	16		5		6		27	
Total In Class	17		8		8		33	
Official Outcome Rate	94%		100%		100%		96%	

Full-time Salaries

Senior Intelligence Analyst
(District Attorney's Office of New York)
\$86,000



Occupations:

Captain (NYC Dept. of Correction)
Case Manager
Child Protective Supervisor
Court Clerk
Facial Recognition Systems Operator
Medicaid Service Coordinator
Paralegal
Rikers Call Analyst
TSA Officer

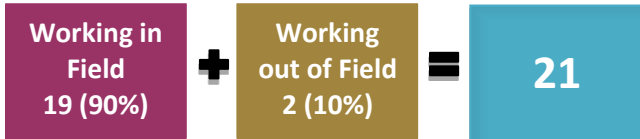
Master of Public Health

The total number of graduates in the Master of Public Health major is 40. Data was collected on 90% of the class (sample size 36).

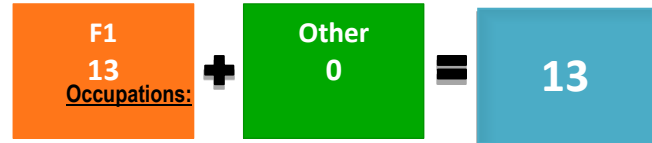
OFFICIAL OUTCOME RATE



Employment Breakdown

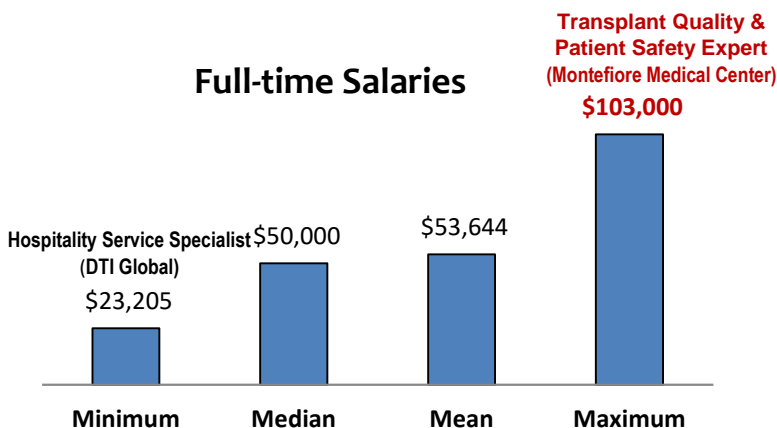


Unavailable Breakdown



Categories	College Wide	
	#	%
Sample Size	90%	
Employed	20	56%
Employed and Continuing Ed.	1	3%
Continuing Education	2	6%
Unavailable	13	36%
Unemployed and Seeking	0	0%
Total In Sample	36	
Total In Class	40	
Official Outcome Rate	100%	

Full-time Salaries



Occupations:

- Administrative Director for Internal Medicine
- Associate Director of Quality Assurance
- Client Services Manager
- Clinical Lab Technologist
- Hospital Care Investigator
- Medical Support Assistant
- Metabolic Assistant
- Patient Educator
- Public Health Inspector

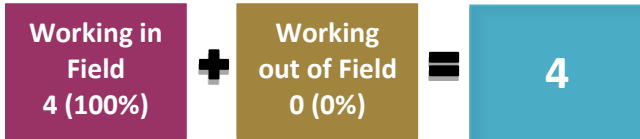
Master's in Executive Leadership in Hospitality Mgt.

The total number of graduates in the Master's in Executive Leadership in Hospitality Management major is 5. Data was collected on 80% of the class (sample size 4).

OFFICIAL OUTCOME RATE



Employment Breakdown

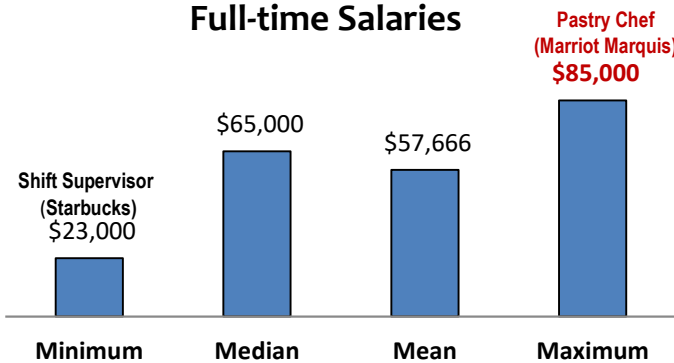


Unavailable Breakdown



Categories	College Wide	
	#	%
Sample Size	80%	
Employed	4	100%
Employed and Continuing Ed.	0	0%
Continuing Education	0	0%
Unavailable	0	0%
Unemployed and Seeking	0	0%
Total In Sample	4	
Total In Class	5	
Official Outcome Rate	100%	

Full-time Salaries



Occupations:

Assistant to the Chef
 Chef
 Pastry Chef

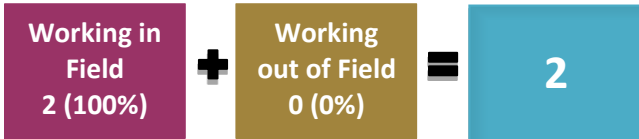
Master's in Computer Science

The total number of graduates in the Master's in Computer Science major is 66. Data was collected on 97% of the class (sample size 64).

OFFICIAL OUTCOME RATE



Employment Breakdown

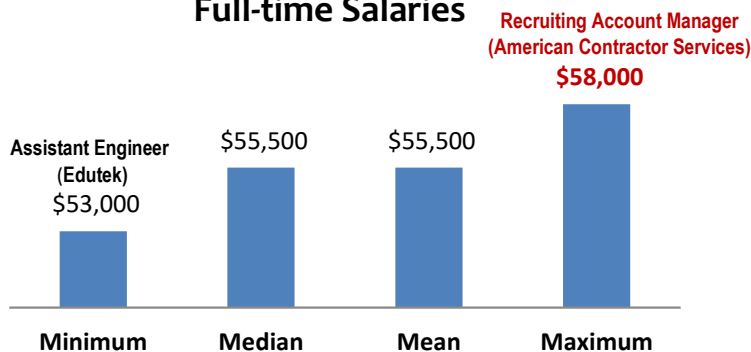


Unavailable Breakdown



Categories	College Wide	
	#	%
Sample Size	97%	
Employed	2	3%
Employed and Continuing Ed.	0	0%
Continuing Education	0	0%
Unavailable	62	97%
Unemployed and Seeking	0	0%
Total In Sample	64	
Total In Class	66	
Official Outcome Rate	100%	

Full-time Salaries



Occupations:

Assistant Engineer
Recruiting Account Manager